

STENNER PUMPS®

ADJUSTABLE FLOW RATE PUMPS  
FIXED FLOW RATE PUMPS  
PROPORTIONAL INJECTION PUMPS  
TIMER ACTIVATED PUMPS  
OEM PUMPS  
METER SYSTEMS  
TANK SYSTEMS  
ACCESSORIES  
PARTS

STENNER PUMP COMPANY  
**CATALOG**



## STENNER PUMP ADVANTAGES


- ▶ Self-priming
- ▶ Can inject off-gassing solutions
- ▶ Easy tube replacement without tools
- ▶ 3 point roller assists anti-siphoning
- ▶ Output reproducibility
- ▶ Output volume not affected by back pressure
- ▶ Tube lubrication not required
- ▶ No vapor lock or loss of prime
- ▶ Foot valve not required to prime

## CONTENTS

---

<b>PUMPS</b> .....	2-47
<b>TANK SYSTEMS</b> .....	53
<b>METER SYSTEMS</b> .....	29, 32, 35, 56-57
<b>ACCESSORIES</b>	
Flow Switch .....	48
Water Meters .....	49-51
Tanks .....	52
PCM .....	54-55
<b>PARTS</b>	
Pump Tubes .....	58-59
Pump Heads & Parts .....	60-65
Injection Fittings and Check Valves .....	66
Miscellaneous Parts .....	67
Motors & Parts .....	68-70
Feed Rate Control & Parts .....	71
Water Meter Parts .....	72
<b>INDEX</b> .....	73
<b>CHEMICAL GUIDE</b> .....	74-75
<b>POLICIES</b> .....	76

---



## Quick Facts

### CLASSIC 45

- Single head, adjustable or fixed output
- 0.2 to 22.0 gpd, pressures to 100 psi maximum
- 0.2 to 50.0 gpd, pressures to 25 psi maximum
- 26 rpm

### CLASSIC 85

- Single head, adjustable or fixed output
- 0.3 to 40.0 gpd, pressures to 100 psi maximum
- 0.3 to 85.0 gpd, pressures to 25 psi maximum
- 44 rpm

### CLASSIC 100

- Double head, adjustable or fixed output
- 0.3 to 20.0 gpd, pressures to 100 psi maximum
- 0.3 to 100.0 gpd, pressures to 25 psi maximum
- 26 rpm

### CLASSIC 170

- Double head, adjustable or fixed output
- 0.5 to 34.0 gpd, pressures to 100 psi maximum
- 0.5 to 170.0 gpd, pressures to 25 psi maximum
- 44 rpm

## Features

- Advantages of Stenner peristaltic pumps on page 1
- Fast tube replacement without tools with patented QuickPro® pump head
- Adjustable models:
  - External adjustable dial ring on feed rate control
  - 20:1 turndown, 2.5% increments
- Single head models:
  - Available as Tank Systems: 7.5, 15, 30 gallon
  - Fixed output pump can be utilized for proportional dosing, refer to pages 54-57
- Components are interchangeable between models
- Tank System ships pre-assembled for quick installations

## Versatile and Time-Tested

For over 60 years, the versatile peristaltic Classic Series remains a popular choice with installers. The pump is easy to service or convert to another model. Injection can be directly into the water line. Pump can be activated by a pressure switch or controller.



## Weights and Dimensions

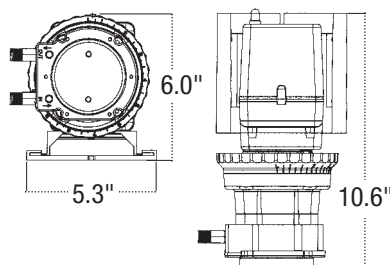
### Single Head Adjustable

**Shipping Weight** 9 lbs (3.9 kg)

#### Box Dimensions

13 x 8 x 10 in. (33 x 20 x 24 cm)

#### Product Dimensions



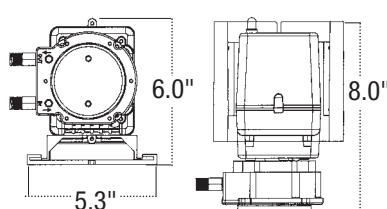
### Single Head Fixed

**Shipping Weight** 8 lbs (3.4 kg)

#### Box Dimensions

13 x 8 x 10 in. (33 x 20 x 24 cm)

#### Product Dimensions



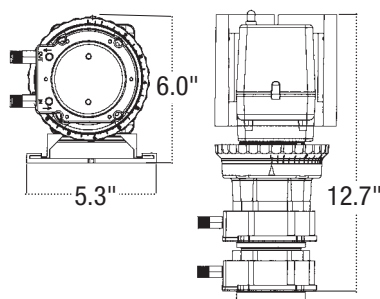
### Double Head Adjustable

**Shipping Weight** 10 lbs (4.5 kg)

#### Box Dimensions

18 x 8 x 10 in. (46 x 21 x 25 cm)

#### Product Dimensions



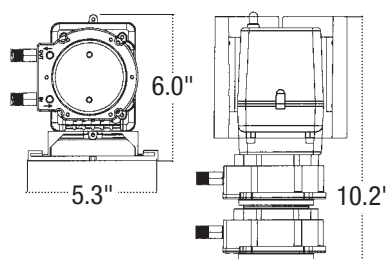
### Double Head Fixed

**Shipping Weight** 10 lbs (4.1 kg)

#### Box Dimensions

18 x 8 x 10 in. (46 x 21 x 25 cm)

#### Product Dimensions



## Accessories Shipped with Each Pump

- 3 Connecting nuts 1/4" or 3/8"
- 3 Ferrules 1/4" or 6 mm *Europe*
- 1 Duckbill check valve 100 psi (6.9 bar) maximum or injection fitting 25 psi (1.7 bar) maximum
- 1 Weighted suction line strainer 1/4", 3/8" or 6 mm *Europe*
- 1 20' Roll suction/discharge tubing 1/4" or 3/8", white or UV black or 6 mm white *Europe*
- 1 Additional pump tube
- 2 Additional latches
- 1 Mounting bracket
- 1 Manual

## Specifications

### Flow Rate Output Control

Adjustable model: External dial ring

**Reproducibility**  $\pm 2\%$

### Maximum Working Pressure

25 psi (1.7 bar), 100 psi (6.9 bar)

**Maximum Operating Temperature** 125°F (52°C)

### Maximum Suction Lift

25 ft (7.6 m) vertical lift, based on water

**Motor Type** 1/30 HP, shaded pole, class B

**Shaft rpm** (average maximum) 26 or 44

**Duty Cycle** Continuous

**Maximum Viscosity** 1500 Centipoise

### Motor Voltage (Amp Draw)

120V 60Hz 1PH (1.7), 220V 60Hz 1PH (0.9),  
230V 50Hz 1PH (0.9), 250V 50Hz 1PH (0.9)

### Power Cord Type

120V 60Hz, 220V 60Hz: SJTOW  
230V 50Hz, 250V 50Hz: H05VV-F

### Power Cord Plug End

120V 60Hz NEMA 5-15P, 220V 60Hz NEMA 6-15P,  
230V 50Hz CEE7/7, 250V 50Hz CEE7/7

**Power Cord Length** 6 ft (1.8 m)

**Classification** Indoor and suitable for Outdoor when installed with a Stenner Rain Roof part # MP90000

## Materials of Construction

**All Housings** Polycarbonate

**Pump Tube** Santoprene® (FDA approved) or Versilon®

### Check Valve Duckbill

Santoprene® (FDA approved) or Pellethane®

**Pump Head Rollers** Polyethylene

**Roller Bushings** Oil impregnated bronze

### Suction/Discharge Tubing, Ferrules

Polyethylene (FDA approved)

### Tube Fittings, Check Valve Fittings

PVC or Polypropylene (both NSF listed)

### Connecting Nuts

PVC or Polypropylene (both NSF listed)

**3/8" Adapter** PVC or Polypropylene (both NSF listed)

### Suction Line Strainer and Cap

PVC or Polypropylene (both NSF listed); ceramic weight

**All Fasteners** Stainless steel

**Pump Head Latches** Polypropylene

NOTE: Refer to the chemical guide for material compatibility.

## Agency Listings

- WQA Listed, conforms to standard NSF/ANS 61 & 372 (excludes any model with a Versilon® tube).
- INTERTEK/ETL Sanitation Listed, Adjustable models conform to standard NSF/ANSI 50 (excludes any model with a Versilon® tube).
- INTERTEK/ETL Sanitation Listed, Fixed models conform to standard NSF/ANSI 50 only when used with standard NSF/ANSI 50 listed controllers.



CONFORMS TO  
ANSI/NSF STD. 50  
Equipment for swimming pools,  
spas, hot tubs and other  
recreational water facilities.



CONFORMS TO  
ANSI/NSF STD. 50  
Equipment for swimming pools,  
spas, hot tubs and other  
recreational water facilities.



METERING PUMP  
LISTED  
L879585



THIS PUMP IS TESTED AND  
CERTIFIED BY UL ACCORDING TO  
ANSI/NSF STANDARD 50  
EQUIPMENT FOR SWIMMING POOLS,  
SPAS, HOT TUBS AND OTHER  
RECREATIONAL WATER FACILITIES.



Listings vary by model.

USA and Canada 800.683.2378, International 904.641.1666 **3**

# CLASSIC SERIES

## Single Head Adjustable 25 psi (1.7 bar) max. Flow Rate Outputs Approximate 20:1 turndown, 2.5% increments

Item Number Prefix	Pump Tube	Gallons per Day	Gallons per Hour	Ounces per Minute	Liters per Day	Liters per Hour	Milliliters per Minute	Liters per Day	Liters per Hour	Milliliters per Minute
45MJL1	1	0.2 to 3.0	0.01 to 0.13	0.02 to 0.27	0.8 to 11.4	0.03 to 0.48	0.56 to 7.92	0.6 to 9.1	0.02 to 0.38	0.31 to 6.32
45MJL2	2	0.5 to 10.0	0.02 to 0.42	0.04 to 0.89	1.9 to 37.9	0.08 to 1.58	1.32 to 26.32	1.5 to 30.3	0.06 to 1.26	1.04 to 21.04
45MJL3	3	1.1 to 22.0	0.05 to 0.92	0.10 to 1.96	4.2 to 83.3	0.18 to 3.47	2.92 to 57.85	3.3 to 66.6	0.14 to 2.78	2.29 to 46.25
45MJL4	4	1.7 to 35.0	0.07 to 1.46	0.15 to 3.11	6.4 to 132.5	0.27 to 5.52	4.44 to 92.01	5.1 to 106.0	0.21 to 4.42	3.54 to 73.61
45MJL5	5	2.5 to 50.0	0.10 to 2.08	0.22 to 4.44	9.5 to 189.3	0.40 to 7.89	6.60 to 131.43	7.6 to 151.4	0.32 to 6.31	5.28 to 105.14
85MJL1	1	0.3 to 5.0	0.01 to 0.21	0.03 to 0.44	1.1 to 18.9	0.05 to 0.79	0.76 to 13.13	0.9 to 15.1	0.04 to 0.63	0.52 to 10.49
85MJL2	2	0.8 to 17.0	0.03 to 0.71	0.07 to 1.51	3.0 to 64.4	0.13 to 2.68	2.08 to 44.65	2.4 to 51.5	0.10 to 2.15	1.67 to 35.76
85MJL3	3	2.0 to 40.0	0.08 to 1.67	0.18 to 3.55	7.6 to 151.4	0.32 to 6.31	5.27 to 105.14	6.1 to 121.1	0.25 to 5.05	4.24 to 84.10
85MJL4	4	3.0 to 60.0	0.13 to 2.5	0.27 to 5.33	11.4 to 227.1	0.48 to 9.46	7.92 to 157.71	9.1 to 181.7	0.38 to 7.57	6.32 to 126.18
85MJL5	5	4.3 to 85.0	0.18 to 3.54	0.38 to 7.55	16.3 to 321.8	0.68 to 13.4	11.32 to 223.40	13.0 to 257.4	0.54 to 10.73	9.03 to 178.75
Approximate Output @ 60Hz								Approximate Output @ 50Hz		

## Single Head Adjustable 100 psi (6.9 bar) max. Flow Rate Outputs Approximate 20:1 turndown, 2.5% increments

Item Number Prefix	Pump Tube	Gallons per Day	Gallons per Hour	Ounces per Minute	Liters per Day	Liters per Hour	Milliliters per Minute	Liters per Day	Liters per Hour	Milliliters per Minute
45MJH1	1	0.2 to 3.0	0.01 to 0.13	0.02 to 0.27	0.8 to 11.4	0.03 to 0.48	0.56 to 7.92	0.6 to 9.1	0.02 to 0.38	0.31 to 6.32
45MJH2	2	0.5 to 10.0	0.02 to 0.42	0.04 to 0.89	1.9 to 37.9	0.08 to 1.58	1.32 to 26.32	1.5 to 30.3	0.06 to 1.26	1.04 to 21.04
45MJH7	7	1.1 to 22.0	0.05 to 0.92	0.10 to 1.96	4.2 to 83.3	0.18 to 3.47	2.92 to 57.85	3.3 to 66.6	0.14 to 2.78	2.29 to 46.25
85MJH1	1	0.3 to 5.0	0.01 to 0.21	0.03 to 0.44	1.1 to 18.9	0.05 to 0.79	0.76 to 13.13	0.9 to 15.1	0.04 to 0.63	0.52 to 10.49
85MJH2	2	0.8 to 17.0	0.03 to 0.71	0.07 to 1.51	3.0 to 64.4	0.13 to 2.68	2.08 to 44.65	2.4 to 51.5	0.10 to 2.15	1.67 to 35.76
85MJH7	7	2.0 to 40.0	0.08 to 1.67	0.18 to 3.55	7.6 to 151.4	0.32 to 6.31	5.27 to 105.14	6.1 to 121.1	0.25 to 5.05	4.24 to 84.10
Approximate Output @ 60Hz								Approximate Output @ 50Hz		

**To Order, Build Pump Item Number**  
Insert item number prefix and code for each specification.

code	Voltage & Hertz
<b>A</b>	120V 60Hz
<b>B</b>	220V 60Hz
<b>C</b>	230V 50Hz <i>International</i>
<b>D</b>	250V 50Hz <i>International</i>

Contact the factory for additional voltage and plug options.

code	Suction & Discharge Tubing
<b>1</b>	1/4" White
<b>2</b>	1/4" UV Black
<b>3</b>	3/8" White
<b>4</b>	3/8" UV Black
<b>5</b>	6 mm White <i>Europe</i>

O.D. does not affect output.

code	Tube Material
<b>S</b>	Santoprene®
<b>T</b>	Versilon® (#7 not available)

Refer to the chemical guide for material compatibility.

### OPTIONAL

To order **Tank System**, insert code before pump item number.

code	Tank System
S7G	7.5-Gallon UV Gray
S7N	7.5-Gallon White
S1G	15-Gallon UV Gray
S1N	15-Gallon White
S3G	30-Gallon UV Gray
S3N	30-Gallon White

NOTE: Duckbill check valve included with pumps rated 100 psi (6.9 bar) maximum.



**NOTICE:** The information within these charts is solely intended for use as a guide. The output data is an approximation based on pumping water under a controlled testing environment. Many variables can affect the output of the pump. Stenner Pump Company recommends that all metering pumps undergo field calibration by means of analytical testing to confirm their outputs. To reduce feed rate control wear, select the pump with a maximum flow rate output that most closely matches your application's maximum need.

## Single Head Fixed 25 psi (1.7 bar) max. Flow Rate Outputs

Item Number Prefix	Pump Tube	Gallons per Day	Gallons per Hour	Ounces per Minute	Liters per Day	Liters per Hour	Milliliters per Minute	Liters per Day	Liters per Hour	Milliliters per Minute
45MFL1	1	3.0	0.13	0.27	11.4	0.48	7.92	9.1	0.38	6.32
45MFL2	2	10.0	0.42	0.89	37.9	1.58	26.32	30.3	1.26	21.04
45MFL3	3	22.0	0.92	1.96	83.3	3.47	57.85	66.6	2.78	46.25
45MFL4	4	35.0	1.46	3.11	132.5	5.52	92.01	106.0	4.42	73.61
45MFL5	5	50.0	2.08	4.44	189.3	7.89	131.43	151.4	6.31	105.14
85MFL1	1	5.0	0.21	0.44	18.9	0.79	13.13	15.1	0.63	10.49
85MFL2	2	17.0	0.71	1.51	64.4	2.68	44.65	51.5	2.15	35.76
85MFL3	3	40.0	1.67	3.55	151.4	6.31	105.14	121.1	5.05	84.10
85MFL4	4	60.0	2.50	5.33	227.1	9.46	157.71	181.7	7.57	126.18
85MFL5	5	85.0	3.54	7.55	321.8	13.40	223.40	257.4	10.73	178.75
Approximate Output @ 60Hz								Approximate Output @ 50Hz		

## Single Head Fixed 100 psi (6.9 bar) max. Flow Rate Outputs

Item Number Prefix	Pump Tube	Gallons per Day	Gallons per Hour	Ounces per Minute	Liters per Day	Liters per Hour	Milliliters per Minute	Liters per Day	Liters per Hour	Milliliters per Minute
45MFH1	1	3.0	0.13	0.27	11.4	0.48	7.92	9.1	0.38	6.32
45MFH2	2	10.0	0.42	0.89	37.9	1.58	26.32	30.3	1.26	21.04
45MFH7	7	22.0	0.92	1.96	83.3	3.47	57.85	66.6	2.78	46.25
85MFH1	1	5.0	0.21	0.44	18.9	0.79	13.13	15.1	0.63	10.49
85MFH2	2	17.0	0.71	1.51	64.4	2.68	44.65	51.5	2.15	35.76
85MFH7	7	40.0	1.67	3.55	151.4	6.31	105.14	121.1	5.05	84.10
Approximate Output @ 60Hz								Approximate Output @ 50Hz		

**To Order, Build Pump Item Number**  
Insert item number prefix and code for each specification.

code Voltage & Hertz

**A** 120V 60Hz

**B** 220V 60Hz

**C** 230V 50Hz *International*

**D** 250V 50Hz *International*

Contact the factory for additional voltage and plug options.

code Suction & Discharge Tubing

**1** 1/4" White

**2** 1/4" UV Black

**3** 3/8" White

**4** 3/8" UV Black

**5** 6 mm White *Europe*

O.D does not affect output.

code Tube Material

**S** Santoprene®

**T** Versilon® (#7 not available)

Refer to the chemical guide for material compatibility.

**OPTIONAL**

To order **Tank System**, insert code before pump item number.

code Tank System

S7G : 7.5-Gallon UV Gray

S7N : 7.5-Gallon White

S1G : 15-Gallon UV Gray

S1N : 15-Gallon White

S3G : 30-Gallon UV Gray

S3N : 30-Gallon White

NOTE: Duckbill check valve included with pumps rated 100 psi (6.9 bar) maximum.

**NOTICE:** The information within these charts is solely intended for use as a guide. The output data is an approximation based on pumping water under a controlled testing environment. Many variables can affect the output of the pump. Stenner Pump Company recommends that all metering pumps undergo field calibration by means of analytical testing to confirm their outputs.

# CLASSIC SERIES

## Double Head Adjustable 25 psi (1.7 bar) max. Flow Rate Outputs Approximate 20:1 turndown, 2.5% increments

Item Number Prefix	Pump Tube	Gallons per Day	Gallons per Hour	Ounces per Minute	Liters per Day	Liters per Hour	Milliliters per Minute	Liters per Day	Liters per Hour	Milliliters per Minute
100JL1	1	0.3 to 6.0	0.01 to 0.25	0.03 to 0.53	1.1 to 22.7	0.05 to 0.95	0.76 to 15.76	0.9 to 18.2	0.04 to 0.76	0.61 to 12.64
100JL2	2	1.0 to 20.0	0.04 to 0.83	0.09 to 1.78	3.8 to 75.7	0.16 to 3.15	2.64 to 52.57	3.0 to 60.6	0.13 to 2.53	2.11 to 42.06
100JL3	3	2.2 to 44.0	0.09 to 1.83	0.19 to 3.91	8.3 to 166.5	0.35 to 6.94	5.76 to 115.63	6.6 to 133.2	0.28 to 5.55	4.58 to 92.50
100JL4	4	3.5 to 70.0	0.15 to 2.92	0.31 to 6.22	13.2 to 265.0	0.55 to 11.04	9.17 to 184.03	10.6 to 212.0	0.44 to 8.83	7.36 to 147.22
100JL5	5	5.0 to 100.0	0.21 to 4.17	0.44 to 8.88	18.9 to 378.5	0.79 to 15.77	13.13 to 262.88	15.1 to 302.8	0.63 to 12.61	10.49 to 210.28
170JL1	1	0.5 to 10.0	0.02 to 0.42	0.04 to 0.89	1.9 to 37.9	0.08 to 1.58	1.32 to 26.32	1.5 to 30.3	0.06 to 1.26	1.04 to 21.04
170JL2	2	1.7 to 34.0	0.07 to 1.42	0.15 to 3.02	6.4 to 128.7	0.27 to 5.36	4.44 to 89.38	5.1 to 102.6	0.21 to 4.29	3.54 to 71.55
170JL3	3	4.0 to 80.0	0.17 to 3.33	0.35 to 7.11	15.1 to 302.8	0.63 to 12.62	10.49 to 210.28	12.1 to 242.2	0.50 to 10.09	8.40 to 168.22
170JL4	4	6.0 to 120.0	0.25 to 5.00	0.53 to 10.66	22.7 to 454.2	0.95 to 18.93	15.76 to 315.42	18.2 to 363.4	0.76 to 15.14	12.64 to 252.36
170JL5	5	8.5 to 170.0	0.35 to 7.08	0.76 to 15.10	32.2 to 643.5	1.34 to 26.80	22.36 to 446.88	25.7 to 514.8	1.07 to 21.45	17.92 to 357.50
Approximate Output @ 60Hz								Approximate Output @ 50Hz		

## Double Head Adjustable 100 psi (6.9 bar) max. Flow Rate Outputs Approximate 20:1 turndown, 2.5% increments

Item Number Prefix	Pump Tube	Gallons per Day	Gallons per Hour	Ounces per Minute	Liters per Day	Liters per Hour	Milliliters per Minute	Liters per Day	Liters per Hour	Milliliters per Minute
100JH1	1	0.3 to 6.0	0.01 to 0.25	0.03 to 0.53	1.1 to 22.7	0.05 to 0.95	0.76 to 15.76	0.9 to 18.2	0.04 to 0.76	0.61 to 12.64
100JH2	2	1.0 to 20.0	0.04 to 0.83	0.09 to 1.78	3.8 to 75.7	0.16 to 3.15	2.64 to 52.57	3.0 to 60.6	0.13 to 2.53	2.11 to 42.06
170JH1	1	0.5 to 10.0	0.02 to 0.42	0.04 to 0.89	1.9 to 37.9	0.08 to 1.58	1.32 to 26.32	1.5 to 30.3	0.06 to 1.26	1.04 to 21.04
170JH2	2	1.7 to 34.0	0.07 to 1.42	0.15 to 3.02	6.4 to 128.7	0.27 to 5.36	4.44 to 89.38	5.1 to 102.6	0.21 to 4.29	3.54 to 71.55
Approximate Output @ 60Hz								Approximate Output @ 50Hz		

### To Order, Build Pump Item Number

Insert item number prefix and code for each specification.

code Voltage & Hertz

- A** 120V 60Hz
- B** 220V 60Hz
- C** 230V 50Hz *International*
- D** 250V 50Hz *International*

Contact the factory for additional voltage and plug options.

code Suction & Discharge Tubing

- 1** 1/4" White
- 2** 1/4" UV Black
- 3** 3/8" White
- 4** 3/8" UV Black
- 5** 6 mm White *Europe*

O.D. does not affect output.

code Tube Material

- S** Santoprene®
- T** Versilon® (#7 not available)

Refer to the chemical guide for material compatibility.

NOTE: Duckbill check valve included with pumps rated 100 psi (6.9 bar) maximum.



**NOTICE:** The information within these charts is solely intended for use as a guide. The output data is an approximation based on pumping water under a controlled testing environment. Many variables can affect the output of the pump. Stenner Pump Company recommends that all metering pumps undergo field calibration by means of analytical testing to confirm their outputs. To reduce feed rate control wear, select the pump with a maximum flow rate output that most closely matches your application's maximum need.




## Double Head Fixed 25 psi (1.7 bar) max. Flow Rate Outputs

Item Number Prefix	Pump Tube	Gallons per Day	Gallons per Hour	Ounces per Minute	Liters per Day	Liters per Hour	Milliliters per Minute	Liters per Day	Liters per Hour	Milliliters per Minute
100FL1	1	6.0	0.25	0.53	22.7	0.95	15.76	18.2	0.76	12.64
100FL2	2	20.0	0.83	1.78	75.7	3.15	52.57	60.6	2.53	42.06
100FL3	3	44.0	1.83	3.91	166.5	6.94	115.63	133.2	5.55	92.50
100FL4	4	70.0	2.92	6.22	265.0	11.04	184.03	212.0	8.83	147.22
100FL5	5	100.0	4.17	8.88	378.5	15.77	262.88	302.8	12.61	210.28
170FL1	1	10.0	0.42	0.89	37.9	1.58	26.32	30.3	1.26	21.04
170FL2	2	34.0	1.42	3.02	128.7	5.36	89.38	102.6	4.29	71.55
170FL3	3	80.0	3.33	7.11	302.8	12.62	210.28	242.2	10.09	168.22
170FL4	4	120.0	5.00	10.66	454.2	18.93	315.42	363.4	15.14	252.36
170FL5	5	170.0	7.08	15.10	643.6	26.80	446.88	514.8	21.45	357.50
Approximate Output @ 60Hz								Approximate Output @ 50Hz		

## Double Head Fixed 100 psi (6.9 bar) max. Flow Rate Outputs

Item Number Prefix	Pump Tube	Gallons per Day	Gallons per Hour	Ounces per Minute	Liters per Day	Liters per Hour	Milliliters per Minute	Liters per Day	Liters per Hour	Milliliters per Minute
100FH1	1	6.0	0.25	0.53	22.7	0.95	15.76	18.2	0.76	12.64
100FH2	2	20.0	0.83	1.78	75.7	3.15	52.57	60.6	2.53	42.06
170FH1	1	10.0	0.42	0.89	37.9	1.58	26.32	30.3	1.26	21.04
170FH2	2	34.0	1.42	3.02	128.7	5.36	89.38	102.6	4.29	71.55
Approximate Output @ 60Hz								Approximate Output @ 50Hz		



### To Order, Build Pump Item Number

Insert item number prefix and code for each specification.

code	Voltage & Hertz
<b>A</b>	120V 60Hz
<b>B</b>	220V 60Hz
<b>C</b>	230V 50Hz <i>International</i>
<b>D</b>	250V 50Hz <i>International</i>
Contact the factory for additional voltage and plug options.	

code	Suction & Discharge Tubing
<b>1</b>	1/4" White
<b>2</b>	1/4" UV Black
<b>3</b>	3/8" White
<b>4</b>	3/8" UV Black
<b>5</b>	6 mm White <i>Europe</i>
O.D does not affect output.	

code	Tube Material
<b>S</b>	Santoprene®
<b>T</b>	Versilon® (#7 not available)
Refer to the chemical guide for material compatibility.	

NOTE: Duckbill check valve included with pumps rated 100 psi (6.9 bar) maximum.

**NOTICE:** The information within these charts is solely intended for use as a guide. The output data is an approximation based on pumping water under a controlled testing environment. Many variables can affect the output of the pump. Stenner Pump Company recommends that all metering pumps undergo field calibration by means of analytical testing to confirm their outputs.



**SVP1**



Digital Keypad



**SVP4**

## Quick Facts

- 0.3 to 40.0 gpd, pressures to 100 psi maximum
- 0.3 to 85.0 gpd, pressures to 25 psi maximum
- Digital keypad with LED display
- 20:1 turndown, 1% increments, non-scalable

## SVP1 Models

- Manual output control

## SVP4 Models

- Automatic output control via 4-20mA signal or manually adjusted

## Well-Suited for Industrial Applications

The SVP series is an adjustable, variable speed, peristaltic metering pump suitable for industrial applications, municipal and wastewater treatment plants. The pump can accept a 4-20mA signal from a water treatment control such as a pH or ORP monitor to pace the pump to maintain proper water chemistry and treat effluent discharge water. The output is adjusted by increasing or decreasing the motor speed.

## Manual or 4-20mA Input

The SVP is categorized with two different pump prefixes, SVP1 and SVP4. The SVP1 is manually adjusted using the keypad. The SVP4 is designed to respond directly to a 4-20mA input signal from water treatment controls. The SVP4 is equipped with an external port to accept the signal or it can be set to a manual mode and adjusted with the arrows on the keypad.

## Features

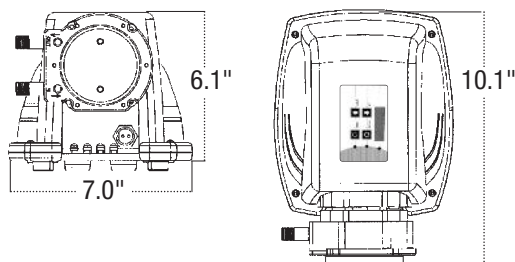
- Advantages of Stenner peristaltic pumps on page 1
- Fast tube replacement without tools with patented QuickPro® pump head
- DC motor
- Motor and pump head detachable without tools
- Rugged polycarbonate housing
- Heavy duty gear motor
- 4 button keypad: prime, on/off, up & down arrows

## Weights and Dimensions

**Shipping Weight** 10 lbs (4.5 kg)

**Box Dimensions** 14 x 9 x 10 in. (36 x 23 x 24 cm)

### Product Dimensions



## Accessories Shipped with Each Pump

- 3 Connecting nuts 1/4" or 3/8"
- 3 Ferrules 1/4" or 6 mm *Europe*
- 1 Duckbill check valve 100 psi (6.9 bar) maximum or injection fitting 25 psi (1.7 bar) maximum
- 1 Weighted suction line strainer 1/4", 3/8" or 6 mm *Europe*
- 1 20' Roll suction/discharge tubing 1/4" or 3/8" white or 6 mm white *Europe*
- 1 Additional pump tube
- 2 Additional latches
- 1 Manual

## Specifications

**Flow Rate Output Control** Manual or 4-20mA Input

**Reproducibility**  $\pm 2\%$

**Maximum Working Pressure**

25 psi (1.7 bar), 100 psi (6.9 bar)

**Maximum Operating Temperature** 125°F (52°C)

**Maximum Suction Lift**

25 ft (7.6 m) vertical lift, based on water

**Motor Type** 12VDC gear motor

**Shaft rpm** (average maximum) 47

**Duty Cycle** Continuous

**Maximum Viscosity** 1500 Centipoise

**Motor Voltage (Amp Draw)**

120V 50/60Hz 1PH (1.5), 220V 50/60Hz 1PH (1.5),  
12VDC (4.2), 230V 50/60Hz 1PH (1.5),  
250V 50/60Hz 1PH (1.5)

**Power Cord Type**

120V 60Hz, 220V 60Hz: SJTOW  
230V 50Hz, 250V 50Hz: H05VV-F  
12VDC: VW-1

**Power Cord Plug End**

120V 60Hz NEMA 5-15P, 220V 60Hz NEMA 6-15P,  
230V 50Hz CEE7/7, 250V 50Hz CEE7/7  
12VDC Pigtail connection

**Power Cord Length** 6 ft (1.8 m)

**Classification** Indoor

## Materials of Construction

**All Housings** Polycarbonate

**Pump Tube** Santoprene® (FDA approved) or Versilon®

**Check Valve Duckbill**

Santoprene® (FDA approved) or Pellethane®

**Pump Head Rollers** Polyethylene

**Roller Bushings** Oil impregnated bronze

**Suction/Discharge Tubing, Ferrules**

Polyethylene (FDA approved)

**Tube Fittings, Check Valve Fittings**

PVC or Polypropylene (both NSF listed)

**Connecting Nuts**

PVC or Polypropylene (both NSF listed)

**3/8" Adapter** PVC or Polypropylene (both NSF listed)

**Suction Line Strainer and Cap**

PVC or Polypropylene (both NSF listed); ceramic weight

**All Fasteners** Stainless steel

**Pump Head Latches** Polypropylene

NOTE: Refer to the chemical guide for material compatibility.

## Agency Listings

WQA Listed, conforms to standard NSF/ANSI 61 & 372 (excludes any model with a Versilon® tube).



NOTE: Listings vary by model. 12VDC pumps do not carry any agency listings.

## SVP 25 psi (1.7 bar) max. Flow Rate Outputs

Item Number Prefix	Control	Pump Tube	Gallons per Day	Gallons per Hour	Ounces per Minute	Liters per Day	Liters per Hour	Milliliters per Minute
<b>SVP1L1</b>	Manual	1	0.3 to 5.0	0.01 to 0.21	0.03 to 0.44	1.1 to 18.9	0.05 to 0.79	0.76 to 13.13
<b>SVP1L2</b>	Manual	2	0.8 to 17.0	0.03 to 0.71	0.07 to 1.51	3.0 to 64.4	0.13 to 2.68	2.08 to 44.65
<b>SVP1L3</b>	Manual	3	2.0 to 40.0	0.08 to 1.67	0.18 to 3.55	7.6 to 151.4	0.32 to 6.31	5.27 to 105.14
<b>SVP1L4</b>	Manual	4	3.0 to 60.0	0.13 to 2.50	0.27 to 5.33	11.4 to 227.1	0.48 to 9.46	7.92 to 157.71
<b>SVP1L5</b>	Manual	5	4.3 to 85.0	0.18 to 3.54	0.38 to 7.55	16.3 to 321.8	0.68 to 13.40	11.32 to 223.40
<b>SVP4L1</b>	4-20mA Input*	1	0.3 to 5.0	0.01 to 0.21	0.03 to 0.44	1.1 to 18.9	0.05 to 0.79	0.76 to 13.13
<b>SVP4L2</b>	4-20mA Input*	2	0.8 to 17.0	0.03 to 0.71	0.07 to 1.51	3.0 to 64.4	0.13 to 2.68	2.08 to 44.65
<b>SVP4L3</b>	4-20mA Input*	3	2.0 to 40.0	0.08 to 1.67	0.18 to 3.55	7.6 to 151.4	0.32 to 6.31	5.27 to 105.14
<b>SVP4L4</b>	4-20mA Input*	4	3.0 to 60.0	0.13 to 2.50	0.27 to 5.33	11.4 to 227.1	0.48 to 9.46	7.92 to 157.71
<b>SVP4L5</b>	4-20mA Input*	5	4.3 to 85.0	0.18 to 3.54	0.38 to 7.55	16.3 to 321.8	0.68 to 13.40	11.32 to 223.40
Approximate Output @ 50/60Hz								

## SVP 100 psi (6.9 bar) max. Flow Rate Outputs

Item Number Prefix	Control	Pump Tube	Gallons per Day	Gallons per Hour	Ounces per Minute	Liters per Day	Liters per Hour	Milliliters per Minute
<b>SVP1H1</b>	Manual	1	0.3 to 5.0	0.01 to 0.21	0.03 to 0.44	1.1 to 18.9	0.05 to 0.79	0.76 to 13.13
<b>SVP1H2</b>	Manual	2	0.8 to 17.0	0.03 to 0.71	0.07 to 1.51	3.0 to 64.4	0.13 to 2.68	2.08 to 44.65
<b>SVP1H7</b>	Manual	7	2.0 to 40.0	0.08 to 1.67	0.18 to 3.55	7.6 to 151.4	0.32 to 6.31	5.27 to 105.14
<b>SVP4H1</b>	4-20mA Input*	1	0.3 to 5.0	0.01 to 0.21	0.03 to 0.44	1.1 to 18.9	0.05 to 0.79	0.76 to 13.13
<b>SVP4H2</b>	4-20mA Input*	2	0.8 to 17.0	0.03 to 0.71	0.07 to 1.51	3.0 to 64.4	0.13 to 2.68	2.08 to 44.65
<b>SVP4H7</b>	4-20mA Input*	7	2.0 to 40.0	0.08 to 1.67	0.18 to 3.55	7.6 to 151.4	0.32 to 6.31	5.27 to 105.14
Approximate Output @ 50/60Hz								



### To Order, Build Pump Item Number

Insert item number prefix and code for each specification.

code	Voltage & Hertz	code	Suction & Discharge Tubing	code	Tube Material
<b>A</b>	120V 60Hz	<b>1</b>	1/4" White	<b>S</b>	Santoprene®
<b>B</b>	220V 60Hz	<b>3</b>	3/8" White	<b>T</b>	Versilon®
<b>C</b>	230V 50Hz <i>International</i>	<b>5</b>	6 mm White <i>Europe</i>		(#7 not available)
<b>D</b>	250V 50Hz <i>International</i>	O.D does not affect output.			Refer to the chemical guide for material compatibility.
<b>V</b>	12VDC (No agency listings)				

Contact the factory for additional voltage and plug options.

\* Input Signal Voltage/Resistance maximum 48VDC/128 ohm.

NOTE: Duckbill check valve included with pumps rated 100 psi (6.9 bar) maximum.



**NOTICE:** The information within these charts is solely intended for use as a guide. The output data is an approximation based on pumping water under a controlled testing environment. Many variables can affect the output of the pump. Stenner Pump Company recommends that all metering pumps undergo field calibration by means of analytical testing to confirm their outputs.



## Designed for Demanding Applications

The S Series is a peristaltic metering pump built to NEMA 4X for demanding applications. Select from multiple operational modes and performance indicators that can interface with process control systems utilizing a 4-20mA output signal and three relay outputs. Program the pump for your application with the control panel with OLED display.

## Quick Facts

- 0.05 to 60.0 gpd, pressures to 100 psi maximum
- 0.40 to 150.0 gpd, pressures to 25 psi maximum
- Digital keypad with OLED display
- Tube leak detector
- Tube life timer
- Password protection
- Connect primary to back-up S Series

## Features

- Advantages of Stenner peristaltic pumps on page 1
- Fast tube replacement without tools with patented QuickPro® pump head
- Brushless DC motor with ball bearing support
- Switch mode power supply
- Totally enclosed housing
- Modbus capable
- NEMA 4X
- NSF 61 & 372
- cULus for indoor/outdoor use
- CE IP65
- NSF 50 (specific models)

## Performance Indicators Activated by Pump Conditions

Pump Conditions	Communication		Modes of Operation
	Display Alarm on control panel	Three Output Relays to pump, system or device	
Tube Change	✓	✓	All Modes of Operation
Tube Leak	✓	✓	
Standby	✓	✓	
Drive Fault	✓	✓	
Off	✓	✓	
Run	—	✓	
Mode Change	—	✓	
Transfer**	—	✓	Manual, 4-20mA*, 0-10VDC*, Pulse, 7 Day Timer, Cycle Timer, PPM Feed: Flow switch
Repeat Pulse	—	✓	
High Signal	✓	✓	
Low Signal	✓	✓	
High Flow	✓	✓	
Low Flow	✓	✓	
Signal Overrun	✓	✓	

\* Scalable, invertible

\*\* Transfer operation from a primary pump to a backup pump via a relay.

## Modes of Operation

- Manual
- 4-20mA (scalable & invertible)
- 0-10VDC (scalable & invertible)
- Pulse
- Hall Effect
- 7 Day Timer
- PPM Feed: Flow Switch or Hall Effect
- Cycle Timer



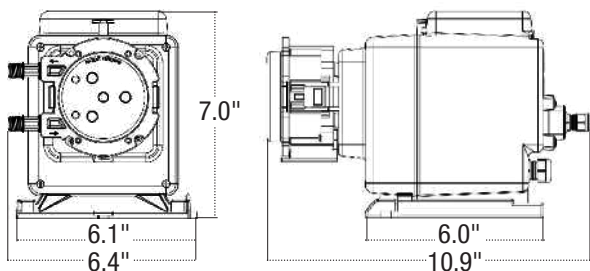
# S SERIES S30 Models

## S30 Models Weights and Dimensions

**Shipping Weight** 9 lbs (3.7 kg)

**Box Dimensions** 14 x 9 x 10 in. (35 x 23 x 24 cm)

### Product Dimensions



## S30 Models Accessories Shipped with Each Pump

- 3 Connecting nuts 1/4" or 3/8"
- 3 Ferrules 1/4" or 6 mm *Europe*
- 1 Duckbill check valve 100 psi (6.9 bar) max. or Injection fitting 25 psi (1.7 bar) max.
- 1 Weighted suction line strainer 1/4", 3/8" or 6 mm *Europe*
- 1 20' Roll of suction/discharge tubing 1/4" or 3/8", white or UV black or 6 mm white *Europe*
- 1 Additional pump tube
- 2 Additional latches
- 1 Mounting bracket
- 1 Quick Start Guide

Download complete S Series Manual [www.stenner.com](http://www.stenner.com)

## S30 Models

### Specifications

#### Flow Rate Output Control

Varies per control mode; digital keypad

**Reproducibility**  $\pm 2\%$

#### Maximum Working Pressure

25 psi (1.7 bar), 100 psi (6.9 bar)

#### Maximum Operating Temperature

104°F (40°C)

**Maximum Altitude** 6562 ft. (2000 m)

#### Maximum Suction Lift

25 ft (7.6 m) vertical lift, based on water

**Motor Type** Brushless DC motor

**Shaft rpm** (average maximum) 45

**Duty Cycle** Continuous

**Maximum Viscosity** 1500 Centipoise

#### Motor Voltage (Amp Draw)

120V 60Hz 1PH (0.6), 230V 50Hz 1PH (0.3)

#### Hall Effect Max. Input Frequency

100 KHz

#### Pulse Duration Required

10 milliseconds  
Minimum duration required for pump to read signal.

#### Power Cord Type

120V 60Hz SJTOWA, 230V 50Hz H05RN-F

#### Power Cord Plug End

120V 60Hz 5-15P, 230V 50Hz CEE7/7

**Power Cord Length** 6 ft (1.8 m)

**Classification** Indoor/Outdoor

### Materials of Construction

**All Housings** Polycarbonate

#### Pump Tube

Santoprene® (FDA approved) or Versilon®

#### Check Valve Duckbill

Santoprene® (FDA approved) or Pellethane®

**Pump Head Rollers** Polyethylene

**Roller Bushings** Oil impregnated bronze

#### Suction/Discharge Tubing, Ferrules

Polyethylene (FDA approved)

#### Tube Fittings, Injection Fittings

PVC or Polypropylene (both NSF listed)

#### Connecting Nuts

PVC or Polypropylene (both NSF listed)

**3/8" Adapter** PVC or Polypropylene (both NSF listed)

#### Suction Line Strainer and Cap

PVC or Polypropylene (both NSF listed);  
ceramic weight

**All Fasteners** Stainless steel

**Pump Head Latches** Polypropylene

**Leak Detect Components** Hastelloy®

NOTE: Refer to the chemical guide for material compatibility.

### Agency Listings

- NEMA 4X
- IAPMO Listed, conforms to standard NSF/ANSI 61 & 372 (excludes any model with a Versilon® tube).
- INTERTEK/ETL Sanitation Listed, conforms to standard NSF/ANSI 50 (excludes any model with a Versilon® tube).



THIS PUMP IS TESTED  
AND CERTIFIED BY IAPMO  
ACCORDING TO ANSI/NSF 61  
FOR CONTACT WITH SODIUM  
HYPOCHLORITE AND WATER  
ONLY AND NSF/ANSI 372.



Intertek  
94247  
CONFORMS TO  
ANSI/NSF STD. 50  
Equipment for swimming pools,  
spas, hot tubs and other  
recreational water facilities.

## S30 Models 25 psi (1.7 bar) max. Flow Rate Outputs

Item Number Prefix	Pump Tube	Turndown Ratio	Gallons per Day	Gallons per Hour	Ounces per Hour	Ounces per Minute	Liters per Day	Liters per Hour	Milliliters per Hour	Milliliters per Minute
<b>S3003</b>	3	100:1	0.40 to 40.0	0.017 to 1.67	2.13 to 213.0	0.036 to 3.56	1.51 to 151.0	0.063 to 6.31	63.09 to 6309.0	1.05 to 105.0
<b>S3004</b>	4	100:1	0.60 to 60.0	0.025 to 2.50	3.20 to 320.0	0.053 to 5.33	2.27 to 227.0	0.095 to 9.46	94.64 to 9464.0	1.58 to 158.0
<b>S3005</b>	5	100:1	0.85 to 85.0	0.035 to 3.54	4.53 to 453.0	0.076 to 7.56	3.22 to 322.0	0.134 to 13.41	134.07 to 13407.0	2.23 to 223.0
Approximate Output @ 50/60Hz										

## S30 Models 100 psi (6.9 bar) max. Flow Rate Outputs

Item Number Prefix	Pump Tube	Turndown Ratio	Gallons per Day	Gallons per Hour	Ounces per Hour	Ounces per Minute	Liters per Day	Liters per Hour	Milliliters per Hour	Milliliters per Minute
<b>S3001</b>	1	100:1	0.05 to 5.0	0.002 to 0.21	0.27 to 27.0	0.004 to 0.44	0.19 to 19.0	0.008 to 0.79	7.89 to 789.0	0.13 to 13.0
<b>S3002</b>	2	100:1	0.17 to 17.0	0.007 to 0.71	0.91 to 91.0	0.015 to 1.51	0.64 to 64.0	0.027 to 2.68	26.81 to 2681.0	0.45 to 45.0
<b>S3007</b>	7	100:1	0.40 to 40.0	0.017 to 1.67	2.13 to 213.0	0.036 to 3.56	1.51 to 151.0	0.063 to 6.31	63.09 to 6309.0	1.05 to 105.0
Approximate Output @ 50/60Hz										



### To Order, Build Pump Item Number

Insert item number prefix and code for each specification.

code Voltage & Hertz  
**AA** 120V 60Hz  
**DC** 230V 50Hz *International*  
 Contact the factory for additional voltage and plug options.

code Suction & Discharge Tubing  
**10** 1/4" White  
**20** 1/4" UV Black  
**30** 3/8" White  
**40** 3/8" UV Black  
**50** 6 mm White *Europe*  
 O.D does not affect output.

code Tube Material  
**1** Santoprene®  
**2** Versilon®  
 (#7 not available)  
 Refer to the chemical guide for material compatibility.

NOTE: Duckbill check valve included with pumps rated 100 psi (6.9 bar) maximum.

**NOTICE:** The information within these charts is solely intended for use as a guide. The output data is an approximation based on pumping water under a controlled testing environment. Many variables can affect the output of the pump. Stenner Pump Company recommends that all metering pumps undergo field calibration by means of analytical testing to confirm their outputs.

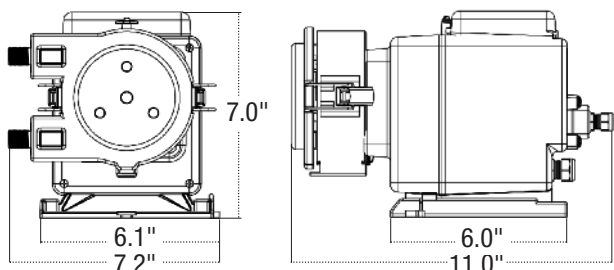
# S SERIES S40 Models

## S40 Models Weights and Dimensions

**Shipping Weight** 9 lbs (3.7 kg)

**Box Dimensions** 14 x 9 x 10 in. (35 x 23 x 24 cm)

### Product Dimensions



## S40 Models Accessories Shipped with Each Pump

- 3 Connecting nuts 3/8"
- 1 Ball check valve
- 1 Weighted suction line strainer 3/8"
- 1 20' Roll suction/discharge tubing 3/8", white or UV black
- 1 Additional pump tube
- 1 Mounting bracket
- 1 Quick Start Guide

Download complete S Series Manual [www.stenner.com](http://www.stenner.com)

## S40 Models

### Specifications

#### Flow Rate Output Control

Varies per control mode; digital keypad

**Reproducibility**  $\pm 2\%$

#### Maximum Working Pressure

25 psi (1.7 bar), 100 psi (6.9 bar)

#### Maximum Operating Temperature

104°F (40°C)

**Maximum Altitude** 6562 ft. (2000 m)

#### Maximum Suction Lift

25 ft (7.6 m) vertical lift, based on water

**Motor Type** Brushless DC motor

**Shaft rpm** (average maximum) 45

**Duty Cycle** Continuous

**Maximum Viscosity** 1500 Centipoise

#### Motor Voltage (Amp Draw)

120V 60Hz 1PH (0.6), 230V 50Hz 1PH (0.3)

#### Hall Effect Max. Input Frequency

100 KHz

#### Pulse Duration Required

10 milliseconds  
Minimum duration required for pump to read signal.

#### Power Cord Type

120V 60Hz SJTOWA, 230V 50Hz H05RN-F

#### Power Cord Plug End

120V 60Hz 5-15P, 230V 50Hz CEE7/7

**Power Cord Length** 6 ft (1.8 m)

**Classification** Indoor/Outdoor

### Materials of Construction

**All Housings** Polycarbonate

**Pump Tube** Santoprene® (FDA approved)

#### Ball Check Valve Components

- Ceramic ball (FDA approved); tantalum spring; FKM seat & O-ring **OR**
- Ceramic ball (FDA approved); stainless steel spring; EPDM seat; Santoprene® O-ring

**Pump Head Rollers** Polyethylene

**Roller Bushings** Oil impregnated bronze

#### Suction/Discharge Tubing

Polyethylene (FDA approved)

#### Tube Fittings, Injection Fittings

PVC or Polypropylene (both NSF listed)

#### Connecting Nuts

PVC or Polypropylene (both NSF listed)

#### Suction Line Strainer and Cap

PVC or Polypropylene (both NSF listed); ceramic weight

**All Fasteners** Stainless steel

**Pump Head Latches** Stainless steel

**Leak Detect Components** Hastelloy®

NOTE: Refer to the chemical guide for material compatibility.

### Agency Listings

- NEMA 4X
- IAPMO Listed, conforms to standard NSF/ANSI 61 & 372 (excludes any model with a Versilon® tube).
- INTERTEK/ETL Sanitation Listed, conforms to standard NSF/ANSI 50 (excludes any model with a 7X tube or a ball check valve with stainless steel spring).



THIS PUMP IS TESTED AND CERTIFIED BY IAPMO ACCORDING TO ANSI/NSF 61 FOR CONTACT WITH SODIUM HYPOCHLORITE AND WATER ONLY AND NSF/ANSI 372.



Intertek  
94247  
CONFORMS TO  
ANSI/NSF STD. 50  
Equipment for swimming pools, spas, hot tubs and other recreational water facilities.

## S40 Models 25 psi (1.7 bar) max. Flow Rate Outputs

Item Number Prefix	Pump Tube	Turndown Ratio	Gallons per Day	Gallons per Hour	Ounces per Hour	Ounces per Minute	Liters per Day	Liters per Hour	Milliliters per Hour	Milliliters per Minute
<b>S405X</b>	5X	100:1	1.5 to 150.0	0.06 to 6.25	8.0 to 800.0	0.13 to 13.33	5.7 to 567.0	0.24 to 23.66	236.59 to 23659.0	3.94 to 394.0
Approximate Output @ 50/60Hz										

## S40 Models 100 psi (6.9 bar) max. Flow Rate Outputs

Item Number Prefix	Pump Tube	Turndown Ratio	Gallons per Day	Gallons per Hour	Ounces per Hour	Ounces per Minute	Liters per Day	Liters per Hour	Milliliters per Hour	Milliliters per Minute
<b>S407X</b>	7X	100:1	0.6 to 60.0	0.03 to 2.50	3.2 to 320.0	0.053 to 5.34	2.3 to 227.0	0.09 to 9.46	94.64 to 9464.0	1.58 to 158.0
Approximate Output @ 50/60Hz										


**To Order, Build Pump Item Number**  
Insert item number prefix and code for each specification.

code	Voltage & Hertz	code	Suction & Discharge Tubing	code	Ball Check Valve Spring, Seat & O-ring
<b>AA</b>	120V 60Hz	<b>30</b>	3/8" White	<b>1</b>	Tantalum spring, FKM seat & O-ring
<b>DC</b>	230V 50Hz <i>International</i>	<b>40</b>	3/8" UV Black	<b>2</b>	Stainless steel spring, EPDM seat, Santoprene® O-ring
Contact the factory for additional voltage and plug options.		O.D. does not affect output.		Refer to the chemical guide for material compatibility.	


NOTE: Ball check valve included with S Series S40 models.

**NOTICE:** The information within these charts is solely intended for use as a guide. The output data is an approximation based on pumping water under a controlled testing environment. Many variables can affect the output of the pump. Stenner Pump Company recommends that all metering pumps undergo field calibration by means of analytical testing to confirm their outputs.

## FIXED



## VARIABLE



### Quick Facts

#### FIXED

- 40.0 to 150.0 gpd, pressures to 25 psi
- 5.0 to 60.0 gpd, pressures to 100 psi

#### VARIABLE

- 2.0 to 150.0 gpd, pressures to 25 psi
- 0.3 to 60.0 gpd, pressures to 100 psi
- Backup pump capability
- Tube leak detector
- Totally enclosed housing, NEMA 4X
- Tube replacement without tools

### Function

The Fixed and Variable pumps are both activated by mains power or by a Standby input.

#### FIXED

Operates at one speed when power is applied, or the standby input is removed. Does not have an on/off switch.

#### VARIABLE


Operates at the customer set speed when power is applied, or the standby input is removed (unless potentiometer is set to ).

### Features

- Advantages of Stenner peristaltic pumps on page 1
- LED Indicators
- Dedicated Relays
- NSF 61 & 372
- cULus for indoor/outdoor use
- CE IP65
- NSF 50 (specific models)



## 4 LED Indicators

<b>POWER</b>	Solid green when mains power is connected.
<b>LEAK</b>	Blinking red when solution is present in the pump head.
<b>RUN/FAULT</b>	Solid green when pump is operating. Blinking red when pump has a drive fault.
<b>STANDBY</b>	<b>FIXED</b> Solid red, pump is in Standby when contact closure is on the Standby inputs.
<b>STANDBY/OFF</b>	<b>VARIABLE</b> Solid red, pump is in Standby when a contact closure is on the Standby inputs. Blinking red when potentiometer is set to  .

## 3 Dedicated Relays

### LEAK DETECT

- Detects when solution is present in the pump head
- Red LED blinks
- Sends relay to indicate leak is detected
- Option to allow pump to continue to run

### RUN

- Solid Green LED
- Sends relay to indicate pump is operating

### TRANSFER

Sends relay from primary pump to transfer operation to a backup pump, if there is loss of power, a drive fault or a leak is detected.

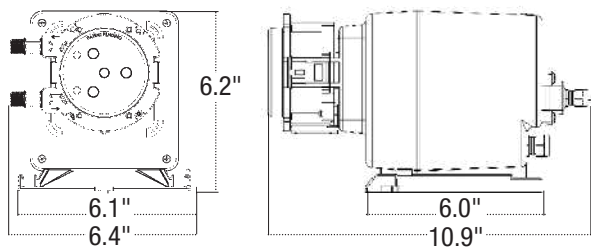
# S FIXED and VARIABLE SERIES

## Weights and Dimensions

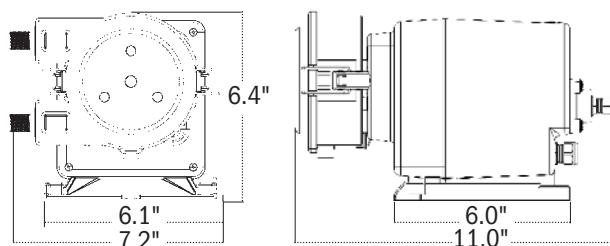
**Shipping Weight** 9 lbs (3.7 kg)

**Box Dimensions** 14 x 9 x 10 in. (35 x 32 x 24 cm)

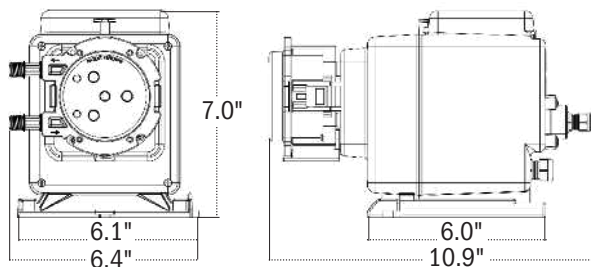
### S3F Product Dimensions



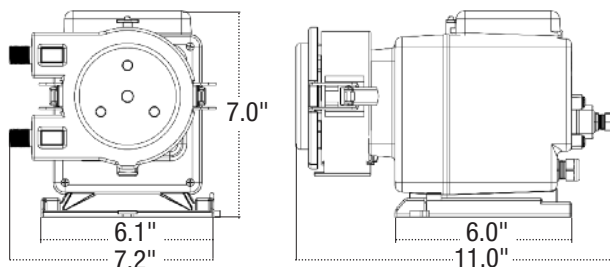
### S4F Product Dimensions



### S3V Product Dimensions



### S4V Product Dimensions



## Accessories Shipped with Each Pump

### S3F & S3V

- 3 Connecting nuts 1/4" or 3/8"
- 3 Ferrules 1/4" or 6 mm *Europe*
- 1 Duckbill check valve 100 psi (6.9 bar) max.  
or Injection fitting 25 psi (1.7 bar) max.
- 1 Weighted suction line strainer  
1/4", 3/8" or 6 mm *Europe*
- 1 20' Roll of suction/discharge tubing  
1/4" or 3/8", white or UV black or 6 mm white *Europe*
- 1 Additional pump tube
- 2 Additional latches
- 1 Mounting bracket
- 1 Manual

### S4F & S4V

- 3 Connecting nuts 3/8"
- 1 Ball check valve
- 1 Weighted suction line strainer 3/8"
- 1 20' Roll of suction/discharge tubing  
3/8", white or UV black
- 1 Additional pump tube
- 1 Mounting bracket
- 1 Manual

# S FIXED and VARIABLE SERIES

## FIXED MODELS



**S3F**



**S4F**

## VARIABLE MODELS



**S3V**



**S4V**

### Specifications

#### Flow Rate Output Control

**S3F, S4F** Fixed Rate

**S3V, S4V** Potentiometer

#### Reproducibility $\pm 2\%$

#### Maximum Working Pressure

25 psi (1.7 bar), 100 psi (6.9 bar)

#### Maximum Operating Temperature

104°F (40°C)

#### Maximum Altitude 6562 ft. (2000 m)

#### Maximum Suction Lift

25 ft (7.6 m) vertical lift, based on water

#### Motor Type Brushless DC motor

#### Shaft rpm (average maximum) 45

#### Duty Cycle Continuous

#### Maximum Viscosity 1500 Centipoise

#### Motor Voltage (Amp Draw)

120V 60Hz 1PH (0.6), 230V 60Hz 1PH (0.3),  
230V 50Hz 1PH (0.3)

#### Power Cord Type

120V 60Hz SJTOWA, 230V 60Hz SJTOWA,  
230V 50Hz H05RN-F

#### Power Cord Plug End

120V 60Hz 5-15P, 230V 60Hz 6-15P,  
230V 50Hz CEE7/7

#### Power Cord Length 6 ft (1.8 m)

#### Classification Indoor/Outdoor

### Materials of Construction

#### All Housings Polycarbonate

#### Pump Tube

- Santoprene® (FDA approved) **OR**
- Versilon® (excl. S4F, S4V)

#### Check Valve Duckbill **S3F, S3V**

Santoprene® (FDA approved) or Pellethane®

#### Ball Check Valve Components **S4F, S4V**

- Ceramic ball (FDA approved); tantalum spring;  
FKM seat & O-ring **OR**
- Ceramic ball (FDA approved); stainless steel spring;  
EPDM seat; Santoprene® O-ring

#### Pump Head Rollers Polyethylene

#### Roller Bushings Oil impregnated bronze

#### Suction/Discharge Tubing, Ferrules

Polyethylene (FDA approved)

#### Tube Fittings & Injection Fittings

PVC or Polypropylene (both NSF listed)

#### Connecting Nuts

PVC or Polypropylene (both NSF listed)

#### 3/8" Adapter **S3F, S3V**

PVC or Polypropylene (both NSF listed)

#### Suction Line Strainer and Cap

PVC or Polypropylene (both NSF listed);  
ceramic weight

#### All Fasteners Stainless steel

#### Pump Head Latches

**S3F, S3V** Polypropylene

**S4F, S4V** Stainless steel

#### Leak Detect Components Hastelloy®

NOTE: Refer to the chemical guide for material compatibility.

### Agency Listings

#### **S3F, S3V**

- NEMA 4X
- IAPMO Listed, conforms to standard NSF/ANSI 61 & 372 (excludes any model with a Versilon® tube).
- INTERTEK/ETL Sanitation Listed, conforms to standard NSF/ANSI 50 (excludes any model with a Versilon® tube).



THIS PUMP IS TESTED AND CERTIFIED BY IAPMO ACCORDING TO ANSI/NSF 61 FOR CONTACT WITH SODIUM HYPOCHLORITE AND WATER ONLY AND NSF/ANSI 372.



Intertek  
94247  
CONFORMS TO  
ANSI/NSF STD. 50  
Equipment for swimming pools,  
spas, hot tubs and other  
recreational water facilities.

#### **S4F, S4V**

- NEMA 4X
- IAPMO Listed, conforms to standard NSF/ANSI 61 & 372.
- INTERTEK/ETL Sanitation Listed, conforms to standard NSF/ANSI 50 (excludes any model with a 7X tube or a ball check valve with stainless steel spring).



THIS PUMP IS TESTED AND CERTIFIED BY IAPMO ACCORDING TO ANSI/NSF 61 FOR CONTACT WITH SODIUM HYPOCHLORITE AND WATER ONLY AND NSF/ANSI 372.




Intertek  
94247  
CONFORMS TO  
ANSI/NSF STD. 50  
Equipment for swimming pools,  
spas, hot tubs and other  
recreational water facilities.









**S10P**

**Control Panel**

## Quick Facts

- 10:1 turndown - 0.5 to 30.0 GPD
- 4:1 turndown 10 PPG mode - 1.3 to 30.0 GPD
- Operating pressure to 100 psi max.
- Flow activated
- Control panel with LCD display
- Tube replacement without tools
- NSF/ANSI 61 & 372
- cULus for indoor/outdoor use
- Advantages of Stenner peristaltic pumps, pg 1

## Features

### FLASHING INDICATORS

Prime, Standby, Signal (excludes 10 PPG mode), Leak, Level, Change, Keypad Locked.

### TIME MODES

#### Pump Run Hours

Registers the total run hours, not resettable.

#### Tube Run Hours

Total hours the tube has been in service.

#### Tube Change Hours

Set the desired hours for tube to run. When hours are exceeded, display flashes CHANGE, as a tube replacement reminder.

### LEAK DETECT

When a leak is detected, the pump stops and the display flashes LEAK. The dedicated relay can indicate to another device.

### LEVEL INPUT

Utilized with a fluid level device in the solution tank. At low level, the dry contact is received on the level input, the pump stops and the display flashes LEVEL.

### SIGNAL REPEATER

Dedicated relay replicates dry contact to another pump or device, for example, link multiple pumps.

## Modes of Operation

### AUXILIARY (12-24 VAC/VDC signal)

Runs at set speed while signal is received. Adjustable 10% to 100%, 1% increments.

### FLOW SWITCH (dry contact)

Runs at set speed while dry contact from 2-wire flow switch is received. Adjustable 10% to 100%, 1% increments.

### SECONDS (dry contact)

Runs at set amount of time for each pulse. Adjustable 0.1 to 60.0 seconds.

### 10 PPG (dry contact 10 PPG water meter)

Runs at set flow rate output for each pulse. Adjustable 50% to 100%, 5% increments. For process flows from 0.1 to 14.0 GPM. Delivers steady solution distribution.

## S10P 100 psi (6.9 bar) max. Flow Rate Outputs

Item Number Prefix	Pump Tube	Turndown Ratio	Turndown @ 10 PPG	Gallons per Day	Gallons per Hour	Ounces per Hour	Ounces per Minute	Liters per Day	Liters per Hour	Milliliters per Hour	Milliliters per Minute
S3P01	1	10:1	4:1	5.0	0.21	27.0	0.44	19.0	0.79	789.0	13.0
S3P02	2	10:1	4:1	17.0	0.71	91.0	1.51	64.0	2.68	2681.0	45.0
S3P06	6	10:1	4:1	30.0	1.25	160.0	2.67	114.0	4.73	4732.0	79.0

Approximate Maximum Output @ 50/60Hz

## To Order, Build Pump Item Number

Insert item number prefix and code for each specification.

code Voltage & Hertz

**AA** 120V 60Hz

Contact the factory for additional voltage and plug options.

code Suction & Discharge Tubing

**10** 1/4" White

**20** 1/4" UV Black

**50** 6 mm White *Europe*

O.D does not affect output.

code Tube Material

**1** Santoprene®

Refer to the chemical guide for material compatibility.

NOTE: Duckbill check valve included with pumps rated 100 psi (6.9 bar) maximum.



**NOTICE:** The information within these charts is solely intended for use as a guide. The output data is an approximation based on pumping water under a controlled testing environment. Many variables can affect the output of the pump. Stenner Pump Company recommends that all metering pumps undergo field calibration by means of analytical testing to confirm their outputs.

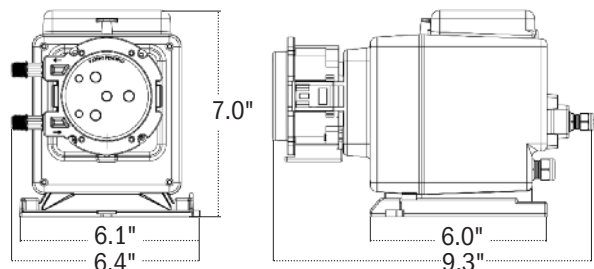
# S10P SERIES

## Weights and Dimensions

**Shipping Weight** 9 lbs (3.7 kg)

**Box Dimensions** 14 x 9 x 10 in. (35 x 23 x 24 cm)

### Product Dimensions



## Accessories Shipped with Each Pump

3 Connecting nuts 1/4"

1 Duckbill check valve

3 Ferrules 1/4" or 6 mm *Europe*

1 Weighted suction line strainer 1/4" or 6 mm *Europe*

1 20' Roll suction/discharge tubing 1/4" white, UV black  
or 6 mm white *Europe*

1 Additional pump tube

2 Additional latches

1 Mounting bracket

1 Manual

## Specifications

### Flow Rate Output Control

Six button control panel with LCD display

**Reproducibility**  $\pm 2$

### Maximum Working Pressure

100 psi (6.9 bar)

### Maximum Operating Temperature

104°F (40°C)

**Maximum Altitude** 6562 ft. (2000 m)

### Maximum Suction Lift

25 ft (7.6 m) vertical lift, based on water

**Motor Type** Brushless DC motor

**Shaft rpm** (average maximum) 45

**Duty Cycle** Continuous

**Maximum Viscosity** 1500 Centipoise

### Motor Voltage (Amp Draw)

120V 60Hz 1PH (0.6)

### Power Cord Type

120V 60Hz SJTOWA

### Power Cord Plug End

120V 60Hz 5-15P

**Power Cord Length** 6 ft (1.8 m)

**Classification** Indoor/Outdoor

## Materials of Construction

**All Housings** Polycarbonate

### Pump Tube & Check Valve Duckbill

Santoprene® (FDA approved)

**Pump Head Rollers** Polyethylene

**Roller Bushings** Oil impregnated bronze

### Suction/Discharge Tubing, Ferrules

Polyethylene (FDA approved)

### Tube Fittings, Injection Fittings

PVC or Polypropylene (both NSF listed)

### Connecting Nuts

PVC or Polypropylene (both NSF listed)

### Suction Line Strainer and Cap

PVC or Polypropylene (both NSF listed);  
ceramic weight

**All Fasteners** Stainless steel

**Pump Head Latches** Polypropylene

**Leak Detect Components** Hastelloy®


NOTE: Refer to the chemical guide for material compatibility.

## Agency Listings



THIS PUMP IS TESTED  
AND CERTIFIED BY IAPMO  
ACCORDING TO AANSI/NSF 61  
FOR CONTACT WITH SODIUM  
HYPOCHLORITE AND WATER  
ONLY AND NSF/ANSI 372.





**S128 Medicator**



**Control Panel**


## Quick Facts

- 10.0 ounces per minute, pressures to 60 psi max.
- 1:128 dosing
- Injects into system water flows up to 10 GPM
- 1 or 10 PPG and 1PPL water meter pulse settings
- Leak detect
- Built-in signal repeater
- Tube change timer

## Speed Automatically Adjusts to the System Water Flow Rate

The S128 Medicator is a peristaltic metering pump designed to deliver at a ratio of 1:128; 1 ounce of product into a gallon of process water. The primary application is for injection of solutions commonly used in livestock production, particularly chicken, turkey, ducks and swine.

Activated by a dry contact pulsing water meter, the pump adjusts its speed when the system water flow increases or decreases to continuously maintain an even and proportional injection of product into the water line. The pump injects into system water flow rates up to 10 gallons per minute. The flow rate output capacity is up to 10 ounces per minute with pressures up to 60 psi.

The three pulse rate settings are the most common water meter pulse rates of 1 & 10 pulses per gallon and 1 pulse per liter. There are four LED indicators on the control panel for Leak/Fault, Overrun, Change/Level and Power/Standby. The adjustable potentiometer has prime, each pulse setting, reset tube timer and  (standby).

The leak detect feature can be set to stop the pump or let it continue to run when a leak is detected. The tube change timer can be set with the number of desired hours for the pump to run before the change/level LED is activated. The built-in signal repeater allows the existing water meter to register its totalizing volume to an environmental controller.

The S128 Medicator is equipped with highly chemical resistant components, 3/8" suction and discharge tubing and a durable ball and spring check valve.

## Features

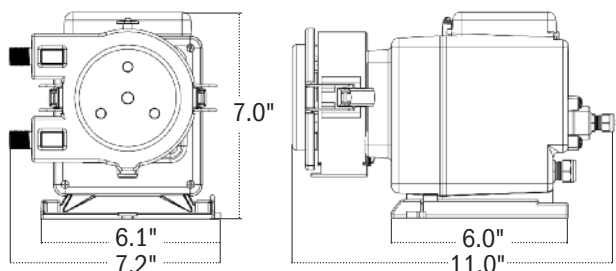
- Advantages of Stenner peristaltic pumps on page 1
- Tube replacement without tools
- Even distribution of solution with 3 automatic speeds
- LED Indicators
- Output relays
- Standby setting
- cULus for indoor/outdoor use
- NSF 61 & 372

## Weights and Dimensions

**Shipping Weight** 9 lbs (3.7 kg)

**Box Dimensions** 14 x 9 x 10 in. (35 x 23 x 24 cm)

### Product Dimensions



## Accessories Shipped with Each Pump

- 3 Connecting nuts 3/8"
- 1 Ball check valve
- 1 Weighted suction line strainer 3/8"
- 1 20' Roll suction/discharge tubing 3/8", white or UV black
- 1 Additional pump tube
- 1 Mounting bracket
- 1 Manual
- 1 Reference poster

## S128 Medicator 60 psi (4.1 bar) max. Flow Rate Outputs

Item Number Prefix	Pump Tube	Ounces per Minute	Milliliters per Minute
<b>S4M8X</b>	8X	10.0	295.7
Approximate Output @ 50/60Hz			

### To Order, Build Pump Item Number

<b>S</b>	<b>4</b>	<b>M</b>	<b>8</b>	<b>X</b>				<b>1</b>	
----------	----------	----------	----------	----------	--	--	--	----------	--

Insert item number prefix and code for each specification.

code Voltage & Hertz

**AA** 120V 60Hz

Contact the factory for additional voltage and plug options.

code Suction & Discharge Tubing

**30** 3/8" White

**40** 3/8" UV Black

O.D does not affect output.

code Ball Check Valve Spring, Seat & O-ring

**1** Tantalum spring, FKM seat & O-ring

**2** Stainless steel spring, EPDM seat, Santoprene® O-ring

Refer to the chemical guide for material compatibility.

## Specifications

### Flow Rate Output Control

Fixed rate, interfaces with water meter

### Reproducibility ±2

**Maximum Working Pressure** 60 psi (4.1 bar)

**Maximum Operating Temperature** 104°F (40°C)

**Maximum Altitude** 6562 ft. (2000 m)

**Maximum Suction Lift** 25 ft (7.6 m) vertical lift, based on water

**Motor Type** Brushless DC motor

**Shaft rpm** (average maximum) 45

**Duty Cycle** Continuous

**Maximum Viscosity** 1500 Centipoise

**Motor Voltage (Amp Draw)** 120V 60Hz 1PH (0.6)

**Power Cord Type** 120V 60Hz SJTOWA

**Power Cord Plug End** 120V 60Hz 5-15P

**Power Cord Length** 6 ft (1.8 m)

**Classification** Indoor/Outdoor

## Agency Listings



THIS PUMP IS TESTED AND CERTIFIED BY IAFMA ACCORDING TO ANSI/NSF 61 FOR CONTACT WITH SODIUM HYPOCHLORITE AND WATER ONLY AND NSF/ANSI 372.



## Materials of Construction

**All Housings** Polycarbonate

**Pump Tube** Santoprene® (FDA approved)

### Ball Check Valve Components

- Ceramic ball (FDA approved); tantalum spring; FKM seat & O-ring **OR**

- Ceramic ball (FDA approved); stainless steel spring; EPDM seat & Santoprene® O-ring

**Pump Head Rollers** Polyethylene

**Roller Bushings** Oil impregnated bronze

**Suction/Discharge Tubing** Polyethylene (FDA approved)

**Tube Fittings, Injection Fittings** PVC or Polypropylene (both NSF listed)

**Connecting Nuts** PVC or Polypropylene (both NSF listed)

### Suction Line Strainer and Cap

PVC or Polypropylene (both NSF listed); ceramic weight

**All Fasteners** Stainless steel

**Pump Head Latches** Stainless steel


**Leak Detect Components** Hastelloy

NOTE: Refer to the chemical guide for material compatibility.






**ECON STENNICATOR**



Potentiometer



**ECON STENNICATOR Meter Systems - Single and Dual**



**ECON Tank System**

[Watch Animated Video](#)  
**Econ Stennicator**  
**on a Poultry Farm**  
[www.stenner.com](http://www.stenner.com)

## Quick Facts

- 2.7 ounces per minute, pressures to 80 psi maximum
- 1 or 10 PPG and 1 PPL water meter pulse settings
- Repeater relay
- Standby setting

## Compact and Water Meter Activated

The Econ Stennicator injects solution at a fixed ratio of 1:128. The pulse from the water meter activates the pump at a fixed run time to deliver the proper dosage. The pump has three pulse settings, adjustable with a potentiometer, to accommodate 1 or 10 pulses per gallon or 1 pulse per liter. The pump's relay repeats the incoming meter signal to another Stennicator, controller or device. Additional features include an on/off switch, prime and a standby setting.

## Not a Traditional Medicator for Livestock Water

The Stennicator, Stenner's peristaltic medicator, is not a typical 1:128 water driven proportional pump. The pump injects directly into the water line eliminating a water bypass that can restrict water flow to the drinker lines. Poor water quality, scale and solids are not harmful to the pump. The Stennicator is compact with a small footprint and can adapt to an existing pulse water meter. If utilizing a house controller, the pump's relay allows the water meter to send the signal to the controller to register the water consumption. The pump can accurately inject or be placed in standby, without interrupting the water meter signal.

## Stennicator Meter System or Tank System

For convenient and quick installations or turnkey operations, the Stennicator Meter System is equipped with the pump and corresponding dry contact 3/4" or 1" water meter mounted on a heavy duty panel.

The pre-assembled Tank System is equipped with the pump mounted to a 7.5, 15 or 30 gallon capacity tank. Select UV Gray for outdoor installations or translucent white.

## Features

- Advantages of Stenner peristaltic pumps on page 1
- Tube replacement without tools
- Activate multiple pumps from one meter
- No water restriction or pressure loss
- On/off switch
- Brushless motor
- Enclosed housing
- cULus for indoor/outdoor use

# ECON STENNICATOR

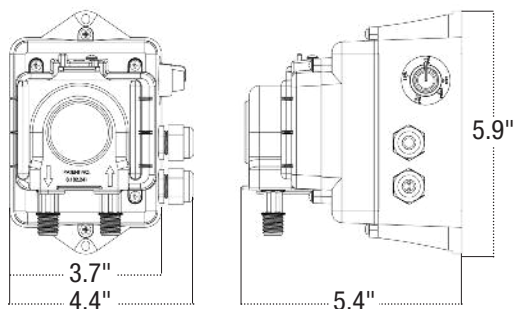
## Weights and Dimensions

### Pump

**Shipping Weight** 4 lbs (1.6 kg)

**Box Dimensions** 8 x 8 x 10 in. (21 x 21 x 25 cm)

### Product Dimensions



### Meter System

**Shipping Weight**

**Single** 17 lbs (7.7 kg)

**Dual** 20 lbs (9.1 kg)

**Box Dimensions**

8 x 8 x 10 in. (21 x 21 x 25 cm)

## Accessories Shipped with Each Pump

- 3 Connecting nuts 1/4"
- 3 Ferrules 1/4"
- 1 Duckbill check valve
- 1 Weighted suction line strainer 1/4"
- 1 20' Roll suction/discharge tubing 1/4" white
- 1 Additional pump tube
- 1 Manual

## Specifications

### Flow Rate Output Control

On/off switch, fixed output

**Reproducibility**  $\pm 2\%$

### Maximum Working Pressure

80 psi (5.5 bar)

### Maximum Operating Temperature

104°F (40°C)

### Maximum Suction Lift

25 ft (7.6 m) vertical lift, based on water

**Motor Type** 24VDC, brushless

**Shaft rpm** (average maximum) 60

**Duty Cycle** Continuous

**Maximum Viscosity** 50 Centipoise

**Motor Voltage** 120V 60Hz (0.25A)

**Power Cord Type** 120V 60Hz: SJTOW

### Power Cord Plug End

120V 60Hz NEMA 5-15P

**Power Cord Length** 10 ft (3.05 m)

**Classification** Indoor/Outdoor

## Materials of Construction

**All Housings** Polycarbonate

**Pump Tube & Check Valve Duckbill**

Santoprene® (FDA approved)

**Pump Head Rollers** Polyethylene

**Suction/Discharge Tubing, Ferrules**

Polyethylene (FDA approved)

**Tube and Injection Fittings**

PVC or Polypropylene (both NSF listed)

**Connecting Nuts**

PVC or Polypropylene (both NSF listed)

**Suction Line Strainer and Cap**

PVC or Polypropylene (both NSF listed);  
ceramic weight

**All Fasteners** Stainless steel

NOTE: Refer to the chemical guide for material compatibility.

## Agency Listings



## ECON STENNICATOR 80 psi (5.5 bar) max. Flow Rate Outputs

Item Number Prefix	Pump Tube	Roller Assembly	Ounces per Minute	Milliliters per Minute
<b>E20MH81S</b>	H	Black	2.7	74.0

Approximate Max. Output @ 50/60Hz



<b>E</b>	<b>2</b>	<b>0</b>	<b>M</b>	<b>H</b>	<b>8</b>	<b>1</b>	<b>S</b>
----------	----------	----------	----------	----------	----------	----------	----------

### Item Number for Econ Stennicator Pump

120V 60Hz, 1/4" white suction/discharge tubing

### OPTIONAL

To order **Tank System**, insert code before pump item number.

			<b>E</b>	<b>2</b>	<b>0</b>	<b>M</b>	<b>H</b>	<b>8</b>	<b>1</b>	<b>S</b>
--	--	--	----------	----------	----------	----------	----------	----------	----------	----------

code	Tank System
S7G	7.5-Gallon UV Gray
S7N	7.5-Gallon White
S1G	15-Gallon UV Gray
S1N	15-Gallon White
S3G	30-Gallon UV Gray
S3N	30-Gallon White

To order **Meter System**, insert codes as shown.

		<b>E</b>	<b>2</b>	<b>0</b>	<b>M</b>	<b>H</b>	<b>8</b>	<b>1</b>	<b>S</b>		
--	--	----------	----------	----------	----------	----------	----------	----------	----------	--	--

code	System	code	Meter System
S	Single	341	3/4" 1 pulse/gallon
D	Dual	340	3/4" 10 pulses/gallon
		34L	3/4" 1 pulse/liter
		011	1" 1 pulse/gallon
		010	1" 10 pulses/gallon
		01L	1" 1 pulse/liter


Tank System and Meter System are two separate systems and not sold as one.

NOTE: Duckbill check valve included with pumps rated 80 psi (5.5 bar) maximum.

**NOTICE:** The information within this chart is solely intended for use as a guide. The output data is an approximation based on pumping water under a controlled testing environment. Many variables can affect the output of the pump. Stenner Pump Company recommends that all metering pumps undergo field calibration by means of analytical testing to confirm their outputs.



ECON INTEGRATOR™



Control Panel



ECON INTEGRATOR™ Meter System



ECON Tank System

## Three Operating Modes

**SECONDS:** The pump can accept a dry (non-voltage) contact signal and will run for a set **time** in response to receiving the signal. There are five pump operating time ranges; the maximum time is displayed on the control panel. The run time is adjustable from 10% to 100% in 1% increments.

1 second = 0.1-1.0      5 seconds = 0.5-5.0      10 seconds = 1.0-10.0  
20 seconds = 2.0-20.0      60 seconds = 6.0-60.0

**FLOW SWITCH:** The pump can accept a dry (non-voltage) contact signal from a 2 wire flow switch and will run at the set **speed** as long as it receives the dry contact. The pump speed is adjustable from 10% to 100% in 1% increments.

**AUXILIARY:** The pump can accept a 12-24 VAC/VDC signal from control equipment that responds to flow and will run at a set **speed** for as long as it receives the signal. The pump speed is adjustable from 10% to 100% in 1% increments. The repeater relay does not work with a 12-24 VAC/VDC signal.

## Quick Facts

- Outputs of 0.049-30.0 gpd, pressures to 80 psi maximum
- Digital keypad with LCD display
- 10:1 turndown, 1% increments
- Flow activated with internal relay

## Proportional Pump with Repeater Relay

The Econ Integrator™ is a flow activated peristaltic pump featuring three operational modes and a repeater relay. The relay provides a dry contact output signal replicating the signal the pump receives. The signal output can control another device that accepts a dry contact signal such as another Econ Integrator™. Multiple pumps can be activated by one water meter. The relay is operable in the Seconds or Flow Switch mode.

In livestock operations, the relay is especially useful when an existing water meter is utilized to tally water consumption to a controller. The relay allows the meter to send a signal to the pump and to the controller; eliminating the need for another meter. The signal can be sent if the pump is operating or in standby.

## Econ Integrator™ Meter System or Tank System

For convenient and quick installations or turnkey operations, the Econ Integrator™ Meter System is equipped with the pump and corresponding dry contact 3/4" or 1" water meter mounted on a heavy duty panel.

The pre-assembled Tank System is equipped with the pump mounted to a 7.5, 15 or 30 gallon capacity tank. Select UV Gray for outdoor installations or translucent white.

## Features

- Advantages of Stenner peristaltic pumps on page 1
- Tube replacement without tools
- Patented quick release pump head
- Enclosed housing
- Wall mountable
- Optional mounting accessories available
- cULus for indoor/outdoor use
- NSF 61 & 372

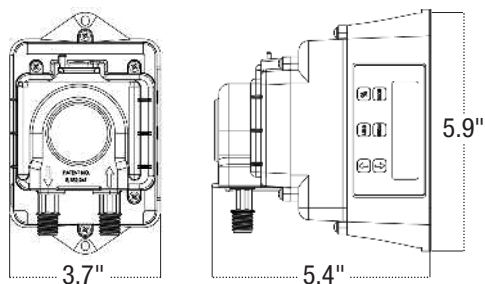
## Weights and Dimensions

### Pump

**Shipping Weight** 4 lbs (1.8 kg)

**Box Dimensions** 8 x 8 x 10 in. (21 x 21 x 25 cm)

### Product Dimensions



### Meter System

**Shipping Weight** 17 lbs (7.7 kg)

**Box Dimensions** 24 x 23 x 12 in. (61 x 58 x 30 cm)

## Accessories Shipped with Each Pump

- 3 Connecting nuts 1/4"
- 3 Ferrules 1/4" or 6 mm *Europe*
- 1 Duckbill check valve
- 1 Weighted suction line strainer 1/4" or 6 mm *Europe*
- 1 20' Roll suction/discharge tubing 1/4" white or UV black or 6 mm white *Europe*
- 1 Additional pump tube
- 1 Manual

## Specifications

### Flow Rate Output Control

Six button control panel with LCD display

**Reproducibility**  $\pm 2\%$

**Maximum Working Pressure** 80 psi (5.5 bar)

**Maximum Operating Temperature** 104°F (40°C)

### Maximum Suction Lift

25 ft (7.6 m) vertical lift, based on water

**Motor Type** 24VDC, brushless

**Shaft rpm** (average maximum) 60

**Duty Cycle** Continuous

**Maximum Viscosity** 100 Centipoise

**Motor Voltage** 120V 60Hz (0.25A)

**Power Cord Type** 120V 60Hz: SJTOW

**Power Cord Plug End** 120V 60Hz NEMA 5-15P

**Power Cord Length** 6 ft (1.8 m), 10 ft (3.05 m)

**Classification** Indoor/Outdoor

## Materials of Construction

**All Housings** Polycarbonate

**Pump Tube & Check Valve Duckbill**

Santoprene® (FDA approved)

**Pump Head Rollers** Polyethylene

**Suction/Discharge Tubing, Ferrules**

Polyethylene (FDA approved)

**Tube and Injection Fittings**

PVC or Polypropylene (both NSF listed)

**Connecting Nuts**

PVC or Polypropylene (both NSF listed)

**Suction Line Strainer and Cap**

PVC or Polypropylene (both NSF listed); ceramic weight

**All Fasteners** Stainless steel

NOTE: Refer to the chemical guide for material compatibility.

## Agency Listings



# ECON INTEGRATOR™ SERIES

## ECON INTEGRATOR™ 80 psi (5.5 bar) max. Flow Rate Outputs

Item Number Prefix	Pump Tube	Roller Assembly	Turndown Ratio	Gallons per Day	Gallons per Hour	Ounces per Hour	Ounces per Minute	Liters per Day	Liters per Hour	Milliliters per Hour	Milliliters per Minute
E10RLM	M	White	10:1	0.49	0.02	2.6	0.04	1.84	0.08	76.7	1.3
E10RHM	M	White	10:1	0.83	0.03	4.4	0.07	3.14	0.13	130.8	2.2
E20RHM	M	White	10:1	1.41	0.06	7.5	0.13	5.36	0.22	223.2	3.7
E20RHF	F	White	10:1	4.5	0.19	24.0	0.40	17.01	0.71	708.8	11.8
E20RHG	G	Black	10:1	16.0	0.67	85.3	1.42	60.48	2.52	2520.0	42.0
E20RHH	H	Black	10:1	30.0	1.25	160.0	2.67	113.40	4.73	4725.0	78.8
Approximate Maximum Output @ 50/60Hz											

S

### To Order, Build Pump Item Number

Insert item number prefix and code for each specification.

code	Voltage & Hertz
<b>7</b>	120V 60Hz; 6' cord
<b>8</b>	120V 60Hz; 10' cord

code	Suction & Discharge Tubing
<b>1</b>	1/4" White
<b>2</b>	1/4" UV Black
O.D. does not affect output.	

### OPTIONAL

To order **Tank System**, insert code before pump item number.

S

code	Tank System
S7G	7.5-Gallon UV Gray
S7N	7.5-Gallon White
S1G	15-Gallon UV Gray
S1N	15-Gallon White
S3G	30-Gallon UV Gray
S3N	30-Gallon White

To order **Meter System**, insert code after pump item number.

S

code	Meter System
71	3/4" 1 pulse/gallon
72	3/4" 2 pulses/gallon
74	3/4" 4 pulses/gallon
11	1" 1 pulse/gallon
12	1" 2 pulses/gallon
14	1" 4 pulses/gallon

Tank System and Meter System are two separate systems and not sold as one.


NOTE: Duckbill check valve included with pumps rated 80 psi (5.5 bar) maximum.

**NOTICE:** The information within this chart is solely intended for use as a guide. The output data is an approximation based on pumping water under a controlled testing environment. Many variables can affect the output of the pump. Stenner Pump Company recommends that all metering pumps undergo field calibration by means of analytical testing to confirm their outputs.





**ECON FP**



**Control Panel**



**ECON FP Meter System**



**ECON Tank System**

### Quick Facts

- Outputs of 0.049-30.0 gpd, pressures to 80 psi maximum
- Digital keypad with LCD display
- 10:1 turndown, 1% increments

### Flow Activated

The Econ FP is a flow activated peristaltic pump with three modes of operation. Based on the mode of operation selected, the pump runs at a set time or a set speed in response to receiving a signal. The control panel displays one of three operating modes: Seconds, Flow Switch or Auxiliary. The pump is designed for light duty applications such as drinking water disinfection or pH adjustment for private water wells in homes or farms.

### Econ FP Meter System or Tank System

For convenient and quick installations or turnkey operations, the Econ FP Meter System is equipped with the pump and corresponding dry contact 3/4" or 1" water meter mounted on a heavy duty panel.

The pre-assembled Tank System is equipped with the pump mounted to a 7.5, 15 or 30 gallon capacity tank. Select UV Gray for outdoor installations or translucent white.

### Three Operating Modes

**SECONDS:** The pump can accept a dry (non-voltage) contact signal and will run for a set **time** in response to receiving the signal. There are five pump operating time ranges; the maximum time is displayed on the control panel. The run time is adjustable from 10% to 100% in 1% increments.

1 second = 0.1-1.0      5 seconds = 0.5-5.0      10 seconds = 1.0-10.0  
20 seconds = 2.0-20.0      60 seconds = 6.0-60.0

**FLOW SWITCH:** The pump can accept a dry (non-voltage) contact signal from a 2 wire flow switch and will run at the set **speed** as long as it receives the dry contact. The pump speed is adjustable from 10% to 100% in 1% increments.

**AUXILIARY:** The pump can accept a 12-24 VAC/VDC signal from control equipment that responds to flow and will run at a set **speed** for as long as it receives the signal. The pump speed is adjustable from 10% to 100% in 1% increments.

### Features

- Advantages of Stenner peristaltic pumps on page 1
- Patented quick release pump head
- Tube replacement without tools
- Enclosed housing
- Solid one piece tube construction
- Wall mountable
- Optional mounting accessories available
- cULus for indoor/outdoor use
- NSF 61 & 372
- CE listed, varies by model

# ECON FP SERIES

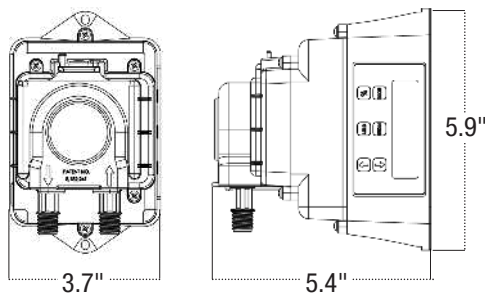
## Weights and Dimensions

### Pump

**Shipping Weight** 4 lbs (1.7 kg)

**Box Dimensions** 8 X 8 x 10 in. (21 x 21 x 25 cm)

### Product Dimensions



### Meter System

**Shipping Weight** 17 lbs (7.7 kg)

**Box Dimensions** 24 x 23 x 12 in. (61 x 58 x 30 cm)

## Accessories Shipped with Each Pump

- 3 Connecting nuts 1/4"
- 3 Ferrules 1/4" or 6 mm *Europe*
- 1 Duckbill check valve
- 1 Weighted suction line strainer 1/4" or 6 mm *Europe*
- 1 20' Roll suction/discharge tubing 1/4" white or UV black or 6 mm white *Europe*
- 1 Additional pump tube
- 1 Manual

## Specifications

### Flow Rate Output Control

Six button control panel with LCD display

**Reproducibility**  $\pm 2\%$

**Maximum Working Pressure** 80 psi (5.5 bar)

**Maximum Operating Temperature** 104°F (40°C)

### Maximum Suction Lift

25 ft (7.6 m) vertical lift, based on water

**Motor Type** 24VDC, brushless

**Shaft rpm** (average maximum) 60

**Duty Cycle** Continuous

**Maximum Viscosity** 100 Centipoise

### Motor Voltage

120V 60Hz (0.25A), 230V 50Hz (10W)

### Power Cord Type

120V 60Hz: SJTOW, 230V 50Hz: H05RN-F

### Power Cord Plug End

120V 60Hz NEMA 5-15P, 230V 50Hz CEE7/7

### Power Cord Length

6 ft (1.8 m), 10 ft (3.05 m)

**Classification** Indoor/Outdoor

## Materials of Construction

**All Housings** Polycarbonate

**Pump Tube & Check Valve Duckbill**

Santoprene® (FDA approved)

**Pump Head Rollers** Polyethylene

**Suction/Discharge Tubing, Ferrules**

Polyethylene (FDA approved)

**Tube and Injection Fittings**

PVC or Polypropylene (both NSF listed)

**Connecting Nuts**

PVC or Polypropylene (both NSF listed)

**Suction Line Strainer and Cap**

PVC or Polypropylene (both NSF listed);  
ceramic weight

**All Fasteners** Stainless steel

NOTE: Refer to the chemical guide for material compatibility.

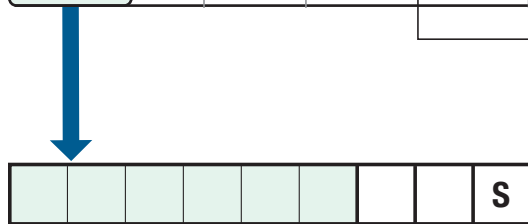
## Agency Listings



IP44

### ECON FP 80 psi (5.5 bar) max. Flow Rate Outputs

Item Number Prefix	Pump Tube	Roller Assembly	Turndown Ratio	Gallons per Day	Gallons per Hour	Ounces per Hour	Ounces per Minute	Liters per Day	Liters per Hour	Milliliters per Hour	Milliliters per Minute
E10PLM	M	White	10:1	0.49	0.02	2.6	0.04	1.84	0.08	76.7	1.3
E10PHM	M	White	10:1	0.83	0.03	4.4	0.07	3.14	0.13	130.8	2.2
E20PHM	M	White	10:1	1.41	0.06	7.5	0.13	5.36	0.22	223.2	3.7
E20PHF	F	White	10:1	4.5	0.19	24.0	0.40	17.01	0.71	708.8	11.8
E20PHG	G	Black	10:1	16.0	0.67	85.3	1.42	60.48	2.52	2520.0	42.0
E20PHH	H	Black	10:1	30.0	1.25	160.0	2.67	113.40	4.73	4725.0	78.8
				Approximate Maximum Output @ 50/60Hz							



### To Order, Build Pump Item Number


Insert item number prefix  
and code for each specification.

code	Voltage & Hertz	code	Suction & Discharge Tubing
<b>7</b>	120V 60Hz; 6' cord	<b>1</b>	1/4" White
<b>8</b>	120V 60Hz; 10' cord	<b>2</b>	1/4" UV Black
<b>9</b>	230V 50Hz; 6' cord <i>International</i>	<b>5</b>	6 mm White <i>Europe</i>

O.D. does not affect output.

**OPTIONAL**

To order **Tank System**, insert code before pump item number.



code	Tank System
S7G	7.5-Gallon UV Gray
S7N	7.5-Gallon White
S1G	15-Gallon UV Gray
S1N	15-Gallon White
S3G	30-Gallon UV Gray
S3N	30-Gallon White

To order **Meter System**, insert code after pump item number.



code	Meter System
71	3/4" 1 pulse/gallon
72	3/4" 2 pulses/gallon
74	3/4" 4 pulses/gallon
11	1" 1 pulse/gallon
12	1" 2 pulses/gallon
14	1" 4 pulses/gallon

Tank System and Meter System are two separate systems and not sold as one.

NOTE: Duckbill check valve included with pumps rated 80 psi (5.5 bar) maximum.

**NOTICE:** The information within this chart is solely intended for use as a guide. The output data is an approximation based on pumping water under a controlled testing environment. Many variables can affect the output of the pump. Stenner Pump Company recommends that all metering pumps undergo field calibration by means of analytical testing to confirm their outputs.



**ECON T TANK SYSTEM**

## Features

- Advantages of Stenner peristaltic pumps on page 1
- Digital control pad with LCD display
- Programmable 24 hour clock
- Patented quick release pump head
- Tube replacement without tools
- Enclosed housing
- Wall mountable

## Automatic Dosing Control for Timed Applications



The Econ T and TD pumps provide automatic injection and offer flexibility to program a customized dosing schedule for light duty applications. Program up to 24 independent On and Off events within a 7 day period. Each event can be set for a specific On and Off time for each selected day or days of the

week. The timer is programmed in hour and minutes increments. A battery is included as back-up to power loss to maintain the time and programmed events.

## Quick Facts

### ECON T

- 0.22–1.33 oz/min, pressures to 25 psi maximum
- 0.05–1.92 oz/min, pressures to 80 psi maximum
- Santoprene® pump tube
- Optional mounting accessories
- Available as a Tank System

### ECON TD

- 0.81–3.18 oz/min, pressures to 5 psi maximum
- FKM pump tube for d-Limonene
- Indoor/outdoor use
- Optional mounting accessories

### ECON TD Battery-Powered

- 2.2–4 oz/min, pressures to 5 psi maximum
- FKM pump tube for d-Limonene
- Silicone pump tube
- 8 D cell batteries 1.2V–1.5V or 2 6V lantern batteries, not included
- Indoor use
- Wall mountable only



**ECON TD Electric**



**ECON TD Battery-Powered**

## Applications

### ECON T

- Biocide feed for Legionella prevention in small cooling towers
- Sanitation for water fountains
- Injection of liquid solar blankets or enzymes for commercial pools
- Injection for scale and algae control in poultry evaporative cool cells
- Disinfection of poultry hatchery dip tanks

### ECON TD

The Econ TD pumps are an extension of the Econ T programmable timer series designed for 5 psi or less. Timed applications such as commercial drain line maintenance, grease trap treatment or odor control installations are some of the possibilities. Unlike the Econ T, both TD pumps offer an FKM tube for d-Limonene. The Econ TD battery-powered pump offers a silicone pump tube option and is the only pump in the Econ line with a blue roller assembly.

## Accessories Shipped with Each Pump

### ECON T

- 3 Connecting nuts 1/4"
- 3 Ferrules 1/4" or 6 mm *Europe*
- 1 Duckbill check valve 80 psi (5.5 bar) maximum or 1 injection fitting 25 psi (1.7 bar) maximum
- 1 Weighted suction line strainer 1/4" or 6 mm *Europe*
- 1 20' Roll suction/discharge tubing 1/4" white or 6 mm white *Europe*
- 1 Additional pump tube
- 1 Manual

### ECON TD

- 3 Connecting nuts 1/4"
- 3 Ferrules 1/4" or 6 mm *Europe*
- 1 Injection fitting
- 1 Ceramic weight with clip 1/4"
- 1 20' Roll suction/discharge tubing 1/4" white or UV black or 6 mm white *Europe*
- 1 Manual and addendum

NOTE: Econ TD Battery Pump includes 1 mounting bracket

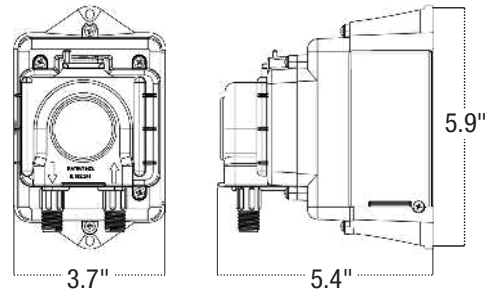
## Weights and Dimensions

### ECON T and ECON TD Electric-Powered

**Shipping Weight** 4 lbs (1.8 kg)

**Box Dimensions** 8 x 8 x 10 in. (21 x 21 x 25 cm)

#### Product Dimensions

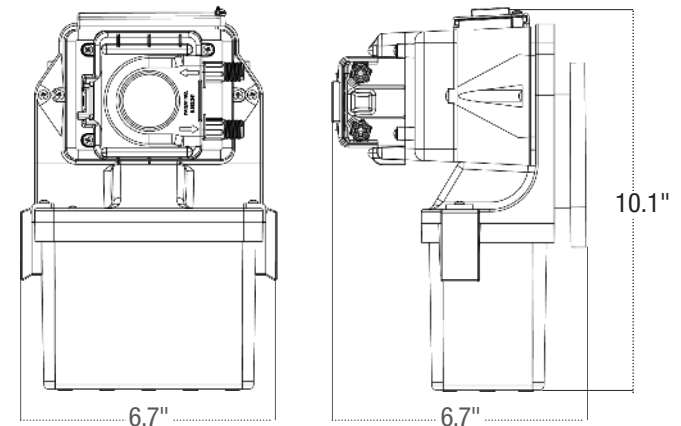


### ECON TD Battery-Powered

**Shipping Weight** 5 lbs (2.1 kg)

**Box Dimensions** 14 x 9 x 10 in. (36 x 23 x 24 cm)

#### Product Dimensions



# ECON TIMER SERIES

	ECON T	ECON TD Electric	ECON TD Battery
<b>Specifications</b>			
<b>Flow Rate Output Control</b>	Programmable 24 hr clock, 7 day, 24 event timer	Programmable 24 hr clock, 7 day, 24 event timer	Programmable 24 hr clock, 7 day, 24 event timer
<b>Reproducibility</b>	±5%	±15%	Varies depending on battery quality and strength
<b>Max. Working Pressure</b>	25 psi (1.7 bar), 80 psi (5.5 bar)	5 psi (0.34 bar)	5 psi (0.34 bar)
<b>Max. Operating Temperature</b>	104°F (40°C)	104°F (40°C)	104°F (40°C)
<b>Max. Suction Lift</b>	25 ft (7.6 m) vertical lift, based on water	5 ft (1.5 m) vertical lift, based on water	5 ft (1.5 m) vertical lift, based on water
<b>Motor Type</b>	24VDC, brushed	24VDC, brushed	Proprietary
<b>Shaft rpm</b> (average maximum)	9, 18 or 40	8, 18, 25 or 40	Varies depending on battery quality and strength
<b>Duty Cycle</b>	Continuous	Continuous	Intermittent
<b>Maximum Viscosity</b>	100 Centipoise	100 Centipoise	100 Centipoise
<b>Motor Voltage</b>	120V 60Hz (0.25A), 230V 50Hz (10W)	120V 60Hz (0.25A), 230V 50Hz (10W)	n/a
<b>Power Cord Type</b>	120V 60Hz: SJTOW, 230V 50Hz: H05RN-F	120V 60Hz: SJTOW, 230V 50Hz: H05RN-F	n/a
<b>Power Cord Plug End</b>	120V 60Hz NEMA 5-15P, 230V 50Hz CEE7/7	120V 60Hz NEMA 5-15P, 230V 50Hz CEE7/7	n/a
<b>Power Cord Length</b>	6 ft (1.8 m) or 10 ft (3.05 m)	6 ft (1.8 m) or 10 ft (3.05 m)	n/a
<b>Classification</b>	Indoor/Outdoor	Indoor/Outdoor	Indoor only
<b>Materials of Construction</b>			
<b>Pump Tube</b>	Santoprene® (FDA approved)	FKM	FKM or Silicone
<b>Check Valve Duckbill</b>	Santoprene® (FDA approved)	n/a	n/a
<b>Suction Line Weight</b>	Strainer & Cap PVC or Polypropylene (both NSF listed); ceramic weight	Ceramic Weight with 1/4" Clip PVC (NSF listed); ceramic weight	Ceramic Weight with 1/4" Clip PVC (NSF listed); ceramic weight
<b>Housings</b>	Polycarbonate	Polycarbonate	Polycarbonate
<b>Pump Head Rollers</b>	Polyethylene	Polyethylene	Polyethylene
<b>Suction/Discharge Tubing and Ferrules</b>	Polyethylene (FDA approved)	Polyethylene (FDA approved)	Polyethylene (FDA approved)
<b>Tube and Injection Fittings</b>	PVC or Polypropylene (both NSF listed)	PVC or Polypropylene (both NSF listed)	PVC or Polypropylene (both NSF listed)
<b>Connecting Nuts</b>	PVC or Polypropylene (both NSF listed)	PVC or Polypropylene (both NSF listed)	PVC or Polypropylene (both NSF listed)
<b>All Fasteners</b>	Stainless steel	Stainless steel	Stainless steel
NOTE: Refer to the chemical guide for material compatibility.			
<b>Agency Listings</b>			n/a
	    <p>IP44</p> <p>Intertek 94247 CONFORMS TO ANSI/NSF STD. 50 Equipment for swimming pools, spas, hot tubs and other recreational water facilities.</p> <p>THIS PUMP IS TESTED AND CERTIFIED BY NSF ACCORDING TO ANSI/NSF 50. IT IS CERTIFIED FOR USE WITH POTABLE WATER AND WATER ONLY AND ANALYST SITE.</p> <p>LISTINGS VARY BY MODEL INTERTEK/ETL Sanitation Listed, conforms to standard NSF/ANSI 50 (excludes any model rated for 80 psi max.).</p>	  <p>IP44</p> <p>UL US LISTED METERING PUMP 4TF1</p>	n/a



## ECON T 25 psi (1.7 bar) max. Flow Rate Outputs Santoprene® tube only


Item Number Prefix	Pump Tube	Roller Assembly	Gallons per Day	Gallons per Hour	Ounces per Hour	Ounces per Minute	Liters per Day	Liters per Hour	Milliliters per Hour	Milliliters per Minute
E10T1A	A	White	2.5	0.10	13.2	0.22	9.5	0.39	396.0	6.60
E10T2A	A	White	5.0	0.21	26.4	0.44	18.9	0.79	786.0	13.10
E10T2B	B	White	8.5	0.35	45.6	0.76	32.2	1.34	1338.0	22.30
E10T2C	C	White	15.0	0.63	79.8	1.33	56.8	2.37	2364.0	39.40

Approximate Output @ 50/60Hz

## ECON T 80 psi (5.5 bar) max. Flow Rate Outputs Santoprene® tube only

Item Number Prefix	Pump Tube	Roller Assembly	Gallons per Day	Gallons per Hour	Ounces per Hour	Ounces per Minute	Liters per Day	Liters per Hour	Milliliters per Hour	Milliliters per Minute
E10T1F	F	White	0.6	0.02	3.0	0.05	2.2	0.09	90.0	1.50
E10T2F	F	White	1.3	0.05	6.6	0.11	4.8	0.20	198.0	3.30
E20T4F	F	White	3.4	0.14	18.0	0.30	13.1	0.54	544.8	9.08
E20T4G	G	Black	12.3	0.51	65.4	1.09	46.5	1.94	1937.4	32.29
E20T4H	H	Black	21.7	0.90	115.2	1.92	82.0	3.41	3416.4	56.94

Approximate Output @ 50/60Hz



### To Order, Build Pump Item Number

Insert item number prefix and code for each specification.

code	Voltage & Hertz
<b>7</b>	120V 60Hz; 6' cord
<b>8</b>	120V 60Hz; 10' cord
<b>9</b>	230V 50Hz; 6' cord <i>International</i>

code	Suction & Discharge Tubing
<b>1</b>	1/4" White
<b>2</b>	1/4" UV Black
<b>5</b>	6 mm White <i>Europe</i>

O.D does not affect output.

### OPTIONAL

To order **Tank System**, insert code before pump item number.

code	Tank System
S7G	7.5-Gallon UV Gray
S7N	7.5-Gallon White
S1G	15-Gallon UV Gray
S1N	15-Gallon White
S3G	30-Gallon UV Gray
S3N	30-Gallon White

NOTE: Duckbill check valve included with pumps rated 80 psi (5.5 bar) maximum.

**NOTICE:** The information within these charts is solely intended for use as a guide. The output data is an approximation based on pumping water under a controlled testing environment. Many variables can affect the output of the pump. Stenner Pump Company recommends that all metering pumps undergo field calibration by means of analytical testing to confirm their outputs.

# ECON TIMER SERIES

## ECON TD Electric-Powered 5 psi (0.34 bar) max. Flow Rate Outputs

Item Number Prefix	Pump Tube	Tube Material	Roller Assembly	Gallons per Day	Gallons per Hour	Ounces per Hour	Ounces per Minute	Liters per Day	Liters per Hour	Milliliters per Hour	Milliliters per Minute
E20T1C3	C3	FKM	Black	9.10	0.38	48.7	0.81	34.6	1.44	1440.0	24.0
E20T2C3	C3	FKM	Black	17.10	0.71	91.2	1.52	64.7	2.70	2687.6	44.8
E20T3C3	C3	FKM	Black	23.20	0.97	123.7	2.06	87.8	3.66	3659.2	61.0
E20T4C3	C3	FKM	Black	35.76	1.49	190.7	3.18	135.4	5.64	5640.3	94.0

Approximate Maximum Output @ 50/60Hz

### To Order, Build Pump Item Number

Insert item number prefix and code for each specification.

code	Voltage & Hertz	code	Suction & Discharge Tubing
7	120V 60Hz; 6' cord	1	1/4" White
8	120V 60Hz; 10' cord	5	6 mm White <i>Europe</i>
9	230V 50Hz; 6' cord <i>International</i>	O.D. does not affect output.	

## ECON TD Battery-Powered 5 psi (0.34 bar) max. Flow Rate Outputs

Item Number Prefix	Pump Tube	Tube Material	Roller Assembly	Gallons per Day	Gallons per Hour	Ounces per Hour	Ounces per Minute	Liters per Day	Liters per Hour	Milliliters per Hour	Milliliters per Minute
E10T01C3	C3	FKM	Blue	24.7	1.00	132.0	2.2	94.0	3.9	3904.0	65.0
E20T01C3	C3	FKM	Blue	41.7	1.74	222.0	3.7	158.0	6.6	6577.0	110.0
E10T01C4	C4	Silicone	Blue	27.0	1.10	144.0	2.4	102.0	4.2	4259.0	71.0
E20T01C4	C4	Silicone	Blue	45.0	1.88	240.0	4.0	170.0	7.1	7098.0	118.0

Approximate Maximum Output @ 50/60Hz

0

B

### To Order, Build Pump Item Number

Insert item number prefix and code for suction & discharge tubing.

code	Suction & Discharge Tubing
1	1/4" White
5	6 mm White <i>Europe</i>
O.D. does not affect output.	

**NOTICE:** The information within this chart is solely intended for use as a guide. The output data is an approximation based on pumping water under a controlled testing environment. Many variables can affect the output of the pump. Stenner Pump Company recommends that all metering pumps undergo field calibration by means of analytical testing to confirm their outputs.



**OEM**

Stenner's custom OEM pump can be designed with the customer's supplied motor and gearbox. A standard OEM bracket is provided, or a custom bracket can be designed. The pump is offered with a brushless or brushed DC motor, and as an open or enclosed version.

Enclosed versions offer an optional internal power supply and customizable power cord for 100-240VAC, 50/60Hz. The customer selects the fixed output from ranges of 0.04 ounces per hour to 2.08 gallons per hour, up to 80 psi (1.3 milliliters per hour to 7.88 liters per hour, up to 5.5 bar).



**OEM BATCH**



On/Off Switch

The custom OEM batch pump is factory programmed to run a specific length of time when manually activated by an integral switch or can be designed to activate with an input signal. The customer selects the pump run time from 0.1 seconds to 24 hours per activations.

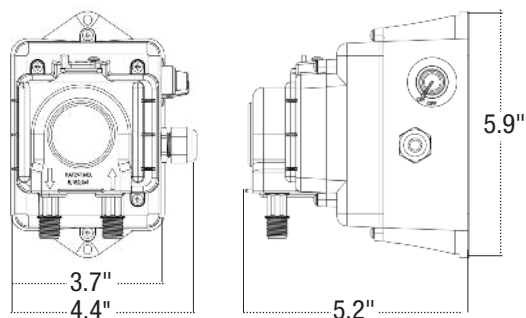
The pre-set fluid volume choices are up to 50 gallons per day, up to 80 psi (189.3 liters per day, up to 5.5 bar). The pump is supplied with a 24VDC brushless motor and a customizable power cord for 100-240VAC, 50/60Hz. The pump can also be supplied without an internal power supply.

## Weights and Dimensions

**Shipping Weight** 4 lbs (1.5 kg)

**Box Dimensions** 8 x 8 x 10 in. (21 x 21 x 25 cm)

**Product Dimensions**



## Quick Facts

- 0.04-8.1 oz/hr, pressures to 80 psi maximum
- Adjustable potentiometer
- Select custom color
- Optional tube materials
- Dual bearing support output shaft
- Serviceable liquid end, gear train & motor
- Agency approvals available
- Voltage options



**ECON LD**



Potentiometer



**ECON Tank System**

## Quick Facts

- 0.04-50.7 oz/hr, pressures to 80 psi maximum
- Adjustable potentiometer
- 50:1 turndown

## Features

- Advantages of Stenner peristaltic pumps on page 1
- Patented quick release pump head
- Tube replacement without tools
- Brushless motor
- Enclosed housing
- Optional mounting accessories available
- Tank System ships with pump pre-mounted to the tank
- cULus for indoor/outdoor use
- CE listed, varies by model
- NSF 61 & 372

## Accurate Low Volume Metering

The Econ LD is a precise, compact variable speed peristaltic pump designed for metering low volumes when reliability and accuracy are a must. Ideal for pumping flocculants, coagulants, sanitizers, and a variety of solutions. The quiet, long lasting brushless motor, in a totally enclosed housing, offers premium quality in a compact pump.

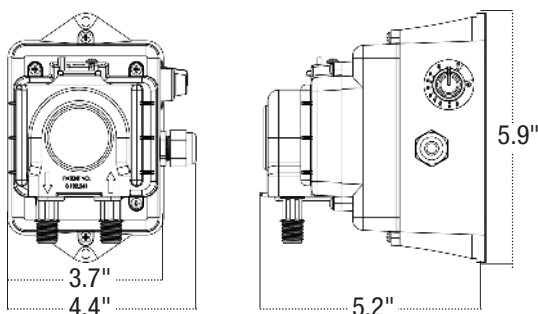
The design incorporates the latest microprocessor technology with a simple potentiometer control and on/off switch. The potentiometer has a 50:1 turndown offering a wide range of outputs. Adjusting the potentiometer clockwise gradually increases the pump speed to 100%. Turning the potentiometer fully counterclockwise turns the pump off.

## Weights and Dimensions

**Shipping Weight** 4 lbs (1.6 kg)

**Box Dimensions** 8 x 8 x 10 in. (21 x 21 x 25 cm)

### Product Dimensions



## Accessories Shipped with Each Pump

- 3 Connecting nuts 1/4"
- 3 Ferrules 1/4" or 6 mm *Europe*
- 1 Duckbill check valve
- 1 Weighted suction line strainer 1/4" or 6 mm *Europe*
- 1 20' Roll suction/discharge tubing 1/4" white or 6 mm white *Europe*
- 1 Additional pump tube
- 1 Manual

## Specifications

### Flow Rate Output Control

Potentiometer, 50:1 Turndown

**Reproducibility**  $\pm 2\%$

**Maximum Working Pressure** 80 psi (5.5 bar)

**Maximum Operating Temperature** 104°F (40°C)

### Maximum Suction Lift

25 ft (7.6 m) vertical lift, based on water

**Motor Type** 24VDC, brushless

**Shaft rpm** (average maximum) 17

**Duty Cycle** Continuous

**Maximum Viscosity** 50 Centipoise

### Motor Voltage

120V 60Hz (0.25A), 230V 60Hz (0.17A),  
230V 50Hz (10W)

### Power Cord Type

120V 60Hz, 230V 60Hz: SJTOW, 230V 50Hz: H05RN-F

### Power Cord Plug End

120V 60Hz NEMA 5-15P, 230V 60Hz NEMA 6-15P,  
230V 50Hz CEE7/7

**Power Cord Length** 6 ft (1.8 m)

**Classification** Indoor/Outdoor

## Materials of Construction

**All Housings** Polycarbonate

### Pump Tube & Check Valve Duckbill

Santoprene® (FDA approved)

**Pump Head Rollers** Polyethylene

### Suction/Discharge Tubing, Ferrules

Polyethylene (FDA approved)

### Tube and Injection Fittings

PVC or Polypropylene (both NSF listed)

### Connecting Nuts

PVC or Polypropylene (both NSF listed)

### Suction Line Strainer and Cap

PVC or Polypropylene (both NSF listed); ceramic weight

**All Fasteners** Stainless steel

NOTE: Refer to the chemical guide for material compatibility

## Agency Listings



IP44



THIS PUMP IS TESTED  
AND CERTIFIED BY IAPMO  
ACCORDING TO ANSI/NSF-61  
FOR CONTACT WITH SODIUM  
HYPOCHLORITE AND WATER  
ONLY AND NSFANSI 372.

# ECON LD SERIES

## ECON LD 80 psi (5.5 bar) max. Flow Rate Outputs

Item Number Prefix	Pump Tube	Roller Assembly	Turndown Ratio	Ounces per Hour	Milliliters per Hour
E10LHM	M	White	50:1	0.04 to 2.4	1.3 to 70.0
E10LHF	F	White	50:1	0.11 to 8.1	3.2 to 240.0
E10LHG	G	Black	50:1	0.50 to 25.1	14.8 to 742.3
E10LHH	H	Black	50:1	1.01 to 50.7	29.7 to 1499.4

Approximate Max. Output @ 50/60Hz



**To Order, Build Pump Item Number**  
Insert item number prefix  
and code for each specification.

code	Voltage & Hertz
<b>A</b>	120V 60Hz
<b>B</b>	230V 60Hz
<b>C</b>	230V 50Hz <i>International</i>

Contact the factory for additional voltage and plug options.

code	Suction & Discharge Tubing
<b>1</b>	1/4" White
<b>5</b>	6 mm White <i>Europe</i>

O.D. does not affect output.

### OPTIONAL

To order **Tank System**, insert code before pump item number.

code	Tank System
S7G	7.5-Gallon UV Gray
S7N	7.5-Gallon White
S1G	15-Gallon UV Gray
S1N	15-Gallon White
S3G	30-Gallon UV Gray
S3N	30-Gallon White

NOTE: Duckbill check valve included with pumps rated 80 psi (5.5 bar) maximum.

**NOTICE:** The information within this chart is solely intended for use as a guide. The output data is an approximation based on pumping water under a controlled testing environment. Many variables can affect the output of the pump. Stenner Pump Company recommends that all metering pumps undergo field calibration by means of analytical testing to confirm their outputs.



# ECON FX and VX SERIES

Variable Speed | Multiple Applications




ECON FX



ECON Tank System



ECON VX



Potentiometer

## Quick Facts

### ECON FX – Fixed Speed

- No adjustment
- 7.4, 14.0, 24.8, or 38.8 gpd, pressures to 25 psi maximum
- 14.0 or 23.5 gpd, pressures to 80 psi maximum

### ECON VX – Variable Speed

- Adjustable potentiometer
- 0.8 to 38.8 gpd, pressures to 25 psi maximum
- 1.7 to 23.5 gpd, pressures to 80 psi maximum

## Features

- Advantages of Stenner peristaltic pumps on page 1
- Patented quick release pump head
- Tube replacement without tools
- Enclosed housing
- Wall mountable
- Optional mounting accessories

## Reliable Accurate Metering

Both the Econ VX and FX are peristaltic pumps designed with a totally enclosed brushed motor for light duty or general intermittent applications. The pumps work well for fluid transfer, sampling or injecting a variety of solutions for swimming pools, food & beverage, metal finishing, irrigation and horticulture and more.

The pumps are wall mountable or select one of the optional mounting accessories. The Econ VX or FX is offered as a Tank System; the pump is shipped pre-mounted to a 7.5, 15 or 30 gallon solution tank. The pumps are cULus for indoor and outdoor use; CE IP44 is also available.

# ECON FX and VX SERIES

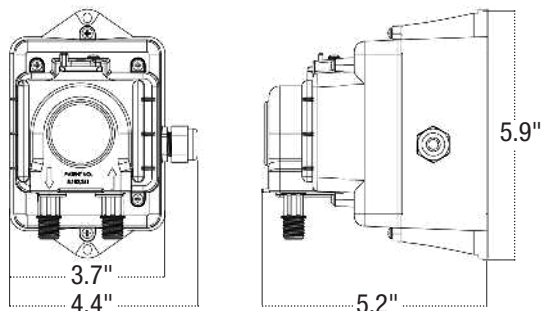
## Weights and Dimensions

### ECON FX

**Shipping Weight** 3 lbs (1.4 kg)

**Box Dimensions** 8 x 8 x 10 in. (21 x 21 x 25 cm)

**Product Dimensions**

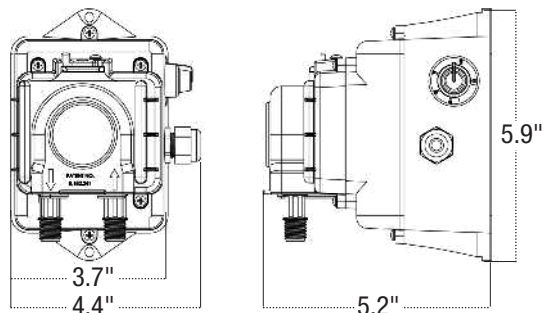


### ECON VX

**Shipping Weight** 4 lbs (1.5 kg)

**Box Dimensions** 8 x 8 x 10 in. (21 x 21 x 25 cm)

**Product Dimensions**



## Accessories Shipped with Each Pump

- 3 Connecting nuts 1/4"
- 3 Ferrules 1/4" or 6 mm *Europe*
- 1 Duckbill check valve 80 psi (5.5 bar) maximum  
or 1 injection fitting 25 psi (1.7 bar) maximum
- 1 Weighted suction line strainer 1/4" or 6 mm *Europe*
- 1 20' Roll suction/discharge tubing 1/4" white or UV black  
or 6 mm white *Europe*
- 1 Additional pump tube
- 1 Manual

## Specifications

### Flow Rate Output Control

**ECON FX** Fixed speed, no adjustment

**ECON VX** Adjustable potentiometer

**Reproducibility**  $\pm 5\%$

**Maximum Working Pressure** 80 psi (5.5 bar), 25 psi (1.7 bar)

**Maximum Operating Temperature** 104°F (40°C)

**Maximum Suction Lift** 25 ft (7.6 m) vertical lift, based on water

**Motor Type** 24VDC, brushed

**Shaft rpm** (average maximum) 26, 44

**Duty Cycle** Continuous

**Maximum Viscosity** 100 Centipoise

**Motor Voltage** 120V 60Hz (0.25A), 230V 60Hz (0.17A), 230V 50Hz (10W)

**Power Cord Type** 120V 60Hz, 230V 60Hz: SJTOW, 230V 50Hz: H05RN-F

**Power Cord Plug End**

120V 60Hz NEMA 5-15P, 230V 60Hz NEMA 6-15P, 230V 50Hz CEE7/7

**Power Cord Length** 6 ft (1.8 m)

**Classification** Indoor/Outdoor

## Materials of Construction

**All Housings** Polycarbonate

**Pump Tube & Check Valve Duckbill** Santoprene® (FDA approved)

**Pump Head Rollers** Polyethylene

**Suction/Discharge Tubing, Ferrules** Polyethylene (FDA approved)

**Tube and Injection Fittings** PVC or Polypropylene (both NSF listed)

**Connecting Nuts** PVC or Polypropylene (both NSF listed)

**Suction Line Strainer and Cap**

PVC or Polypropylene (both NSF listed); ceramic weight

**All Fasteners** Stainless steel

NOTE: Refer to the chemical guide for material compatibility.

## Agency Listings



IP44

## ECON FX Fixed Speed - Flow Rate Outputs

Item Number Prefix	Pressure max. psi	Pump Tube	Roller Assembly	Gallons per Day	Gallons per Hour	Ounces per Hour	Ounces per Minute	Liters per Day	Liters per Hour	Milliliters per Hour	Milliliters per Minute	Pressure max. bar
E10FXA	25	A	White	7.4	0.31	39.5	0.66	28.0	1.17	1166.7	19.44	1.7
E10FXB	25	B	White	14.0	0.58	74.7	1.24	52.9	2.20	2204.2	36.74	1.7
E20FXB	25	B	White	24.8	1.03	132.3	2.20	93.7	3.90	3904.2	65.07	1.7
E20FXC	25	C	White	38.8	1.62	206.9	3.45	146.7	6.11	6112.5	101.88	1.7
E10FXH	80	H	Black	14.0	0.58	74.7	1.24	52.9	2.20	2204.2	36.74	5.5
E20FXH	80	H	Black	23.5	0.98	125.3	2.09	88.8	3.70	3700.0	61.67	5.5

Approximate Output @ 50/60Hz

## ECON VX Variable Speed - Flow Rate Outputs

Item Number Prefix	Pressure max. psi	Pump Tube	Roller Assembly	Gallons per Day	Gallons per Hour	Ounces per Hour	Ounces per Minute	Liters per Day	Liters per Hour	Milliliters per Hour	Milliliters per Minute	Pressure max. bar
E10VXA	25	A	White	0.8 to 7.4	0.03 to 0.31	0.4 to 39.5	0.01 to 0.66	3.0 to 28.0	0.13 to 1.17	125.0 to 1166.7	2.08 to 19.44	1.7
E10VXB	25	B	White	1.2 to 14.0	0.05 to 0.58	6.4 to 74.7	0.11 to 1.24	4.5 to 52.9	0.19 to 2.20	188.0 to 2204.2	3.13 to 36.74	1.7
E20VXB	25	B	White	1.6 to 24.8	0.07 to 1.03	8.6 to 132.3	0.14 to 2.20	6.0 to 93.7	0.25 to 3.90	250.0 to 3904.2	4.17 to 65.07	1.7
E20VXC	25	C	White	4.4 to 38.8	0.18 to 1.62	23.4 to 206.9	0.39 to 3.45	16.6 to 146.7	0.69 to 6.11	692.0 to 6112.5	11.53 to 101.88	1.7
E10VXH	80	H	Black	1.7 to 14.0	0.07 to 0.58	9.1 to 74.7	0.15 to 1.24	6.4 to 52.9	0.27 to 2.20	267.0 to 2204.2	4.45 to 36.74	5.5
E20VXH	80	H	Black	2.7 to 23.5	0.11 to 0.98	14.5 to 125.3	0.24 to 2.09	10.2 to 88.8	0.43 to 3.70	425.0 to 3700.0	7.08 to 61.67	5.5

Approximate Output @ 50/60Hz



### To Order, Build Pump Item Number

Insert item number prefix and code for each specification.

code	Voltage & Hertz
A	120V 60Hz
B	230V 60Hz
C	230V 50Hz <i>International</i>

Contact the factory for additional voltage and plug options.

code	Suction & Discharge Tubing
1	1/4" White
2	1/4" UV Black
5	6 mm White <i>Europe</i>

O.D. does not affect output.

### OPTIONAL

To order **Tank System**, insert code before pump item number.


code	Tank System
S7G	7.5-Gallon UV Gray
S7N	7.5-Gallon White
S1G	15-Gallon UV Gray
S1N	15-Gallon White
S3G	30-Gallon UV Gray
S3N	30-Gallon White

NOTE: Duckbill check valve included with pumps rated 80 psi (5.5 bar) maximum.

**NOTICE:** The information within this chart is solely intended for use as a guide. The output data is an approximation based on pumping water under a controlled testing environment. Many variables can affect the output of the pump. Stenner Pump Company recommends that all metering pumps undergo field calibration by means of analytical testing to confirm their outputs.

# FLOW SWITCH

Two Wire | Dry Contact



## Specifications

**Switching Function** Contact closes at increasing flow, opens at decreasing flow

**Pressure Rating** Maximum 145 psi\*

**Medium Temperature**  
Maximum +212°F (+100°C)

**Ambient Temperature** Maximum  
+158°F (+70°C)

**Protection Class** IP 65

**Switching Current** Maximum 1A

**Switching Voltage** Maximum 230VAC, 48VDC

**Switching Capacity** Maximum 26VA, 20W

## Materials of Construction

**Body/Paddle System** PPO Noryl GFN3

### Adapter

PVC: Glue-in

Copper: Brass, soldering

**Gasket** EPDM

**Magnet** Hard Ferrite

**Cable** PVC

## Agency Listings

- cETLus Component Recognized
- UL 508
- UL 353
- CSA C22.2#14-05
- Water Regulations Advisory Scheme

\* Values for flow switch, observe maximum values of PVC slip fit tee or maximum values of copper pipe.

## How It Works

In residential or light commercial applications, water treatment professionals can use a metering pump activated by a flow switch for applications such as disinfection, oxidation or pH adjustment. Stenner offers a dry contact, two wire flow switch for a PVC tee or copper pipe. Both are a paddle style with glass fiber reinforced plastic construction. The design uses a magnetic force to reset the paddle to eliminate spring fatigue. Stenner's Econ FP or Econ Integrator™ pumps are designed to interface with a two wire flow switch that accepts a dry contact.

## Features

The flow switch for PVC includes a glue-in adapter for easy mounting to a standard PVC slip fit tee. The flow switch for copper has an adapter for soldering to copper pipe. The nominal activation points are based on installation into a Spears 3/4" or 1" schedule 80 PVC tee or an industry standard, smooth 3/4" or 1" copper pipe. The activation points are 1.2 gallons per minute for 3/4" and 1.9 gallons per minute for the 1" flow switch. A wiring harness is included with the Econ FP and the Econ Integrator™ for an easy connection to the dry contact flow switch.

## FLOW SWITCH

DESCRIPTION	ITEM NUMBER
3/4" for PVC pipe	EC500
1" for PVC pipe	EC501
3/4" for copper pipe	EC50C
1" for copper pipe	EC51C

# WATER METER

Plastic | Dry Contac



Plastic Water Meter

## Flow Rates\*

SIZE	FLOW RATE GPM	PULSES PER GALLON			
3/4"	0.25 to 22	1	2	4	10
1"	0.75 to 50	1	2	4	10
1 1/2"	2.0 to 100	1	2	4	n/a

\* Continuous Flow: The meter size should be selected based upon continuous flow, gpm, as opposed to pipe size.

## Specifications

**Accuracy**  $\pm 2\%$  when operating between minimum and maximum flow range

**Temperature Range** 35-122°F (1.7-50°C)

**Pressure Ratings** 15-100 psi (1.0-6.9 bar)

**Maximum Current** 20mA

**Maximum Voltage** 24VDC or 24VAC

**Sensor** Reed Switch

**Cable Length** 6 ft (1.8 m)

## Materials of Construction

**Body\*\*** Engineered reinforced plastic (nylon)

**Internal** Engineered thermoplastic

**Magnet** Alnico

\*\* 1 1/2" meter may include plastic or lead free stainless steel couplings.

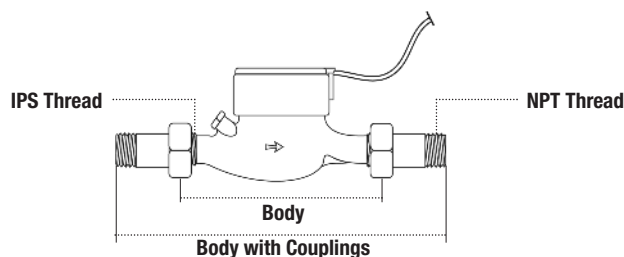
## How It Works

The plastic water meter doesn't require power and utilizes a reed switch to provide a pulsing dry contact signal. The meter is certified by IAPMO to ANSI/NSF 372, low lead.

The 3/4" or 1" meter is included with the Econ Meter Systems. The 3/4" meter is included with the Proportional Injection System. Purchase the meter and other components separately to create your own proportional feed installation.

## Weights and Dimensions

Size	Shipping Weight	Body	Body with Couplings	IPS Thread	NPT Thread
3/4"	2.2 lbs (0.9 kg)	7.5" (19.1 cm)	11.5" (29.2 cm)	1"	0.75"
1"	2.8 lbs (1.4 kg)	10.25" (26.0 cm)	15.25" (38.7 cm)	1.25"	1"
1 1/2"	5.7 lbs (2.7 kg)	9.63" (24.4 cm)	14.75" (37.5 cm)	2"	1.5"



## PLASTIC WATER METER

SIZE	PULSES PER GALLON	ITEM NUMBER
3/4"	1 pulse/gallon	JLP0750-1PPG
3/4"	2 pulses/gallon	JLP0750-2PPG
3/4"	4 pulses/gallon	JLP0750-4PPG
3/4"	10 pulses/gallon	JLP0750-10PPG
1"	1 pulse/gallon	JLP1000-1PPG
1"	2 pulses/gallon	JLP1000-2PPG
1"	4 pulses/gallon	JLP1000-4PPG
1 1/2"	1 pulse/gallon	JLP1500-1PPG
1 1/2"	2 pulses/gallon	JLP1500-2PPG
1 1/2"	4 pulses/gallon	JLP1500-4PPG

# WATER METER

Vertical Positive Displacement



**Stainless Steel Water Meter**

## Flow Rates

**Continuous Flow\*** 80 gallons per minute

**Flow Range** 2-160 gallons per minute

**Pulses per Gallon** 1, 2, 4

\* The size of the meter should be based upon continuous flow and gallons per minute as opposed to pipe size.

## Specifications

**Accuracy**  $\pm 1.5\%$  of maximum flow when operating between minimum and maximum flow range

**Maximum Operating Pressure** 150 psi (10.3 bar)

**pH Level Range** 6.5-8.0

**Temperature Range** 35-122°F (1.7-50°C)

Protect the meter from freezing

**Maximum Current** 20mA

**Maximum Voltage** 24VDC or 24VAC

**Sensor** Reed switch, dry contact type, normally open

**Cable Length** 6 ft (1.8 m)

**Register** US gallons

## Materials of Construction

**Body** Stainless steel

**Internal** Engineered thermoplastic

**Magnet** Alnico

## How It Works

The stainless steel water meter doesn't require power and utilizes a reed switch to provide a pulsing dry contact signal. The meter is certified by IAPMO to ANSI/NSF 372, low lead.

Purchase the meter and other components separately to create your own proportional feed installation.

## Weights and Dimensions

**Shipping Weight** 12 lbs (5.4 kg)

**Box Dimensions** 13 x 10 x 9 in. (33 x 25 x 23 cm)

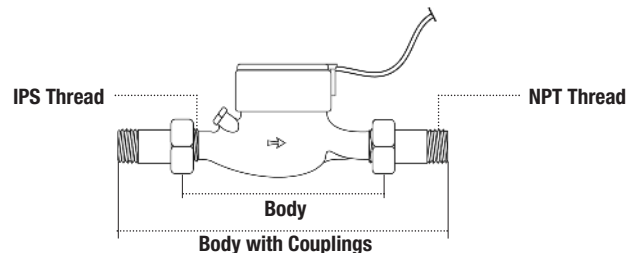
### Product Dimensions

Body: 11.9 in. (30.1 cm)

Body with Couplings: 17.5 in. (44.5 cm)

IPS Thread: 2.5 in. (6.4 cm)

NPT Thread: 2.0 in. (5.1 cm)



## STAINLESS STEEL WATER METER

SIZE	PULSE PER GALLON	ITEM NUMBER
2"	1 pulse/gallon	SSMRS20-1PPG
2"	2 pulses/gallon	SSMRS20-2PPG
2"	4 pulses/gallon	SSMRS20-4PPG

NOTE: Two week lead time for non-stocked meters. Contact factory to confirm availability.



# WATER METER

## Vertical Positive Displacement



VPD Water Meter

### Flow Rates

**Continuous Flow\*** 16 gallons per minute

**Flow Range** 0.1-22 gallons per minute

\* The size of the meter should be based upon continuous flow and gallons per minute as opposed to pipe size.

### Specifications

**Accuracy**  $\pm 2\%$  of maximum flow when operating between minimum and maximum flow range

**Maximum Operating Pressure** 150 psi (10.3 bar)

**Temperature Range** 35-122°F (1.7-50°C)

Protect the meter from freezing

**Maximum Current** 20mA

**Maximum Voltage** 24VDC or 24VAC

**Sensor** Reed switch, dry contact type, normally open

**Cable Length** 6 ft (1.8 m)

**Register** US gallons or liters

### Materials of Construction

**Body** Engineered reinforced plastic (nylon)

**Internal** Engineered thermoplastic

### How It Works

The vertical positive displacement, oscillating piston, water meter doesn't require power and utilizes a reed switch to provide a pulsing dry contact signal. Although designed for vertical installation, the meter can be installed horizontally or on an incline, provided the meter remains full of water. The meter has a built-in back flow preventer and is housed in an engineered plastic with corrosion resistant liquid-sealed register for easy reading.

### Weights and Dimensions

**Shipping Weight** 1.8 lbs (0.8 kg)

**Box Dimensions** 13 x 10 x 9 in. (33 x 25 x 23 cm)

#### Product Dimensions

Body: 6.5 in. (16.51 cm)

Body with Couplings: 10.5 in. (26.67 cm)

IPS Thread: 1.0 in. (2.54 cm)

NPT Thread: 0.75 in. (1.9 cm)

### VERTICAL POSITIVE DISPLACEMENT WATER METER

SIZE	PULSE PER GALLON	ITEM NUMBER
3/4"	1 pulse/gallon	VPD0750-1PPG
3/4"	1 pulse/liter	VPD0750-1PPL

NOTE: Two week lead time for non-stocked meters. Contact factory to confirm availability.



7.5-Gallon (28.4 Liters)



15-Gallon (56.8 Liters)



30-Gallon (113.6 Liters)

## Materials of Construction

**Tank** Polyethylene

**Lid with child resistant lock** Polypropylene

**Grommets** Viton

**Screws** Stainless steel

## Agency Listings



## Quick Facts

- UV resistant gray or translucent white
- 7.5, 15 or 30 gallon
- Child resistant lid
- Polyethylene construction
- Lightweight

## Weights and Dimensions

Tank Size	Shipping Weight	Box Dimensions
<b>7.5-Gallon</b>	15 lbs (6.8 kg)	23 x 23 x 21 in. (58 x 58 x 54 cm)
<b>15-Gallon</b>	18 lbs (8.2 kg)	23 x 23 x 27 in. (58 x 58 x 66 cm)
<b>30-Gallon</b>	24 lbs (10.8 kg)	23 x 23 x 39 in. (58 x 58 x 97 cm)

## Product Dimensions

7.5-Gallon: 20.5 OD x 19.6 in. (52.1 OD x 49.9 cm)

15-Gallon: 20.5 OD x 25.3 in. (52.1 OD x 64.1 cm)

30-Gallon: 20.5 OD x 37.5 in. (52.1 OD x 95.3 cm)

## TANKS

DESCRIPTION	WORKS WITH	ITEM NUMBER
7.5-Gallon Gray	Classic 45, 85 / All Econ Pumps*	STS7GC
7.5-Gallon White	Classic 45, 85 / All Econ Pumps*	STS7NC
15-Gallon Gray	Classic 45, 85 / All Econ Pumps*	STS15GC
15-Gallon White	Classic 45, 85 / All Econ Pumps*	STS15NC
30-Gallon Gray	Classic 45, 85 / All Econ Pumps*	STS30GC
30-Gallon White	Classic 45, 85 / All Econ Pumps*	STS30NC
7.5-Gallon Gray	SVP Series	STS7G-02
7.5-Gallon White	SVP Series	STS7N-02
15-Gallon Gray	SVP Series	STS15G-02
15-Gallon White	SVP Series	STS15N-02
30-Gallon Gray	SVP Series	STS30G-02
30-Gallon White	SVP Series	STS30N-02

\* Econ Mounting Kit **EC303** required and sold separately on page 70.

# TANK SYSTEM

Pump and Tank Pre-Assembled System



**7.5-Gallon (28.4 Liters)**



**15-Gallon (56.8 Liters)**



**30-Gallon (113.6 Liters)**

## Materials of Construction

**Tank** Polyethylene

**Lid with child resistant lock** Polypropylene

**Grommets** Viton

**Screws** Stainless steel

## Agency Listings



## How It Works

The Tank System consists of a tank and pump. The system is factory assembled with your pump choice: Classic single head adjustable or fixed or Econ, and your tank choice: 7.5, 15, 30 gallon, in white or UV resistant gray.

## Features

- Pump is vertically mounted for solution containment
- Child resistant lid
- Polyethylene construction is lightweight and rugged



Rain Roof (Classic Series only)  
Vertical mount over containment basin  
Child Resistant Lid  
Level Indicators

## Weights and Dimensions

Tank Size	Shipping Weight			Box Dimensions
	Classic Adjustable	Classic Fixed	Econ	
<b>7.5-Gallon</b>	24 lbs (10.9 kg)	23 lbs (10.4 kg)	19 lbs (8.6 kg)	23 x 23 x 21 in. (58 x 58 x 54 cm)
<b>15-Gallon</b>	27 lbs (12.2 kg)	26 lbs (11.8 kg)	22 lbs (10.0 kg)	23 x 23 x 27 in. (58 x 58 x 66 cm)
<b>30-Gallon</b>	34 lbs. (15.4 kg)	32 lbs (14.5 kg)	27 lbs (12.2 kg)	23 x 23 x 39 in. (58 x 58 x 97 cm)

## Product Dimensions

7.5-Gallon: 20.5 OD x 19.6 in. (52.1 OD x 49.8 cm)

15-Gallon: 20.5 OD x 25.3 in. (52.1 OD x 64.1 cm)

30-Gallon: 20.5 OD x 37.5 in. (52.1 OD x 95.3 cm)



PCM

Potentiometer

### Specifications

**Timer** Microcontroller with triac output

**Turndown Ratio** 10:1

**Input Signal** Non-voltage dry contact water meter

**Reset Time** Immediate

**Minimum Signal Durations** 10 milliseconds

**Input Electrical** 120V 60Hz

**No Load Current** 0.45mA AC maximum

**Output Electrical**

Maximum device load, 1.8 amp at 120V

### Materials of Construction

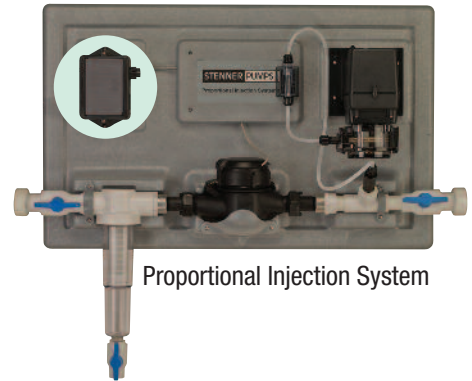
**Housings** Polycarbonate

### Agency Listings



### How It Works

The PCM is a time adjustable controller utilized with the Classic Series Single Head Fixed Output Pump and a pulsing dry contact water meter for applications requiring proportional injection. The water meter sends a signal to the PCM and the PCM actuates the pump to deliver the desired dose based on water volume. The PCM is a component in Stenner's Proportional Injection System.



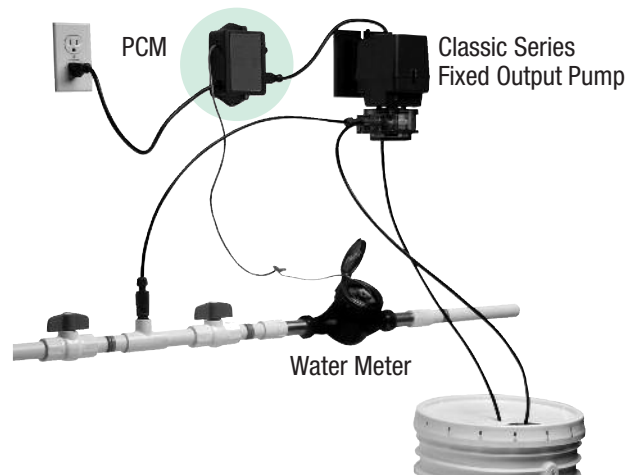
Proportional Injection System

### Features

- Chemical resistant ABS plastic housing
- On-time duration set with knob adjustment with locking feature
- 10' power cord and jacketed signal input cable

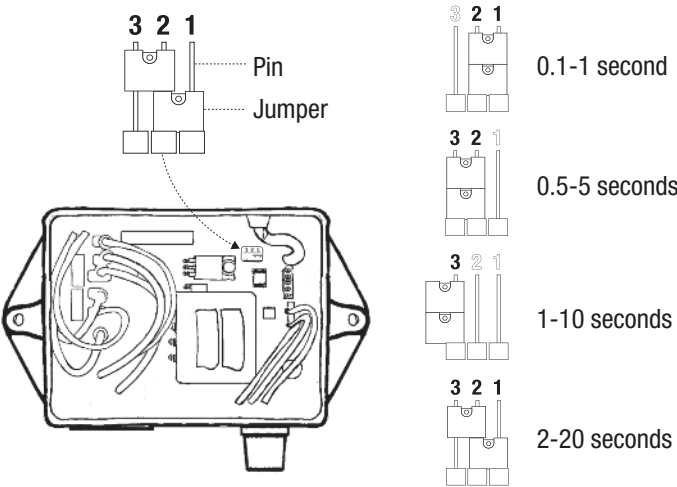
### Customize Your Own Proportional Feed Installation

Purchase a Classic Series Single Head Fixed Output Pump, a PCM and water meter to create your own proportional feed installation.



### Interchangeable Operating Range Settings

The PCM's operating range can be converted by changing the position of the jumpers on the circuit board so another model doesn't have to be purchased.

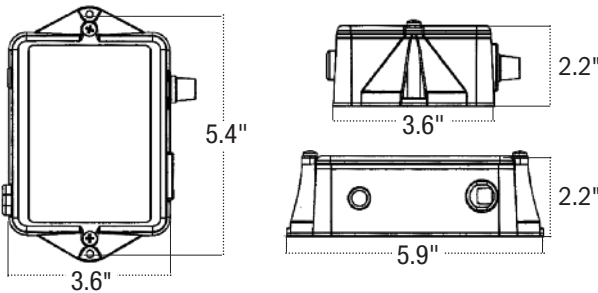


### Weights and Dimensions

**Shipping Weight** 2.1 lbs (1 kg)

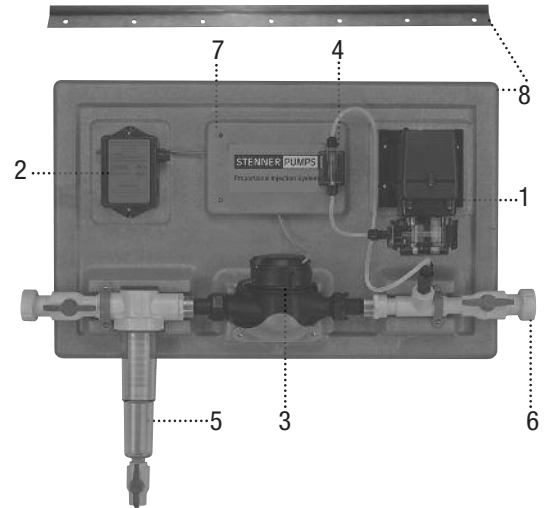

**Box Dimensions** 9 x 9 x 7 in. (23 x 23 x 18 cm)

**Product Dimensions**



### PCM

OPERATING RANGE	ITEM NUMBER
0.1 to 1.0 Second	PCM1
0.5 to 5.0 Seconds	PCM5
1.0 to 10.0 Seconds	PCM10
2.0 to 20.0 Seconds	PCM20



## Proportional Metering in a Pre-Assembled System

The Proportional Injection System injects solution in proportion to the system's flow rate based on water volume. The water meter sends a signal to the PCM which actuates the pump. Components are pre-mounted to a heavy duty panel for quick installation and convenient equipment accessibility.

The system is suited for constant pressure (variable speed) well pumps, poultry and livestock houses, irrigation, systems with demand based backup wells and any application with varying flow rates.

## Components

- 1 Classic Series Single Head Fixed Output Pump
- 2 PCM
- 3 Plastic 3/4" dry contact water meter, certified by the Water Quality Association to ANSI/NSF 372, low lead
- 4 Flow Indicator to confirm pump is operating
- 5 Filter with 30 and 100 mesh screens
- 6 Unions for easy installation and removal
- 7 Cabinet keeps cords and wires contained
- 8 Heavy duty panel and wall mounting bracket

### Weights and Dimensions

**Shipping Weight** 29 lbs (13.2 kg)

**Box Dimensions** 36 x 23 x 12 in. (91 x 59 x 29 cm)

### To Order, Build System Item Number

Insert code for each component selected.

S			1						
code			Classic 120V 60Hz Single Head Fixed			code			PCM 120V 60Hz operating seconds
03			3 gpd / 11.4 lpd			01			0.1 to 1.0
05			5 gpd / 18.9 lpd			05			0.5 to 5.0
10			10 gpd / 37.9 lpd			10			1.0 to 10.0
17			17 gpd / 64.4 lpd			20			2.0 to 20.0
22			22 gpd / 83.3 lpd			code			Plastic Water Meter
40			40 gpd / 151.4 lpd			341P			3/4" 1 pulse/gallon
						342P			3/4" 2 pulses/gallon
						344P			3/4" 4 pulses/gallon

### Specifications

**Flow Rate Output Control** Water meter and PCM

**Voltage** 120V 60Hz

### Materials of Construction

**Panel & Panel Fittings** Polyethylene

**Mounting Hardware** Stainless steel

**Piping and Associated Fittings** PVC

**Water Meter** Plastic lead free (certified with WQA/ANSI-372)

**Filter** PVC with polycarbonate cover and two polyester screens 30 and 100 mesh

NOTE: PVC connections are socket weld union 3/4" connections. Two 1" to 3/4" reducer couplings are included in the accessory kit to allow unit to adapt to 1" piping systems.



# PUMP TUBES



Refer to the **FLOW RATE OUTPUTS** chart to match the pump with the correct tube

## PUMP TUBE Includes ferrules 1/4"

DESCRIPTION	WORKS WITH	2-PK	5-PK
#1 Santoprene® Tube	Classic / SVP / S3 prefix pumps	UCCP201	MCCP201
#2 Santoprene® Tube	Classic / SVP / S3 prefix pumps	UCCP202	MCCP202
#3 Santoprene® Tube	Classic / SVP / S3 prefix pumps	UCCP203	MCCP203
#4 Santoprene® Tube	Classic / SVP / S3 prefix pumps	UCCP204	MCCP204
#5 Santoprene® Tube	Classic / SVP / S3 prefix pumps	UCCP205	MCCP205
#5X Santoprene® Tube	S4 prefix pumps excluding S4M	S4005X-2	S4005X-5
#6 Santoprene® Tube	S10P	UCCP206	MCCP206
#7 Santoprene® Tube	Classic 45, 85 / SVP / S3 prefix pumps	UCCP207	MCCP207
#7X Santoprene® Tube	S4 prefix pumps excluding S4M	S4007X-2	S4007X-5
#8X Santoprene® Tube	S128 Medicator	S4008X-2	S4008X-5
#1 Versilon® Tube	Classic / SVP / S3 prefix pumps	UCTYG01	MCTYG01
#2 Versilon® Tube	Classic / SVP / S3 prefix pumps	UCTYG02	MCTYG02
#3 Versilon® Tube	Classic / SVP / S3 prefix pumps	UCTYG03	MCTYG03
#4 Versilon® Tube	Classic / SVP / S3 prefix pumps	UCTYG04	MCTYG04
#5 Versilon® Tube	Classic / SVP / S3 prefix pumps	UCTYG05	MCTYG05

## PUMP TUBE *EUROPE* Includes ferrules 6 mm

DESCRIPTION	WORKS WITH	2-PK	5-PK
#1 Santoprene® Tube	Classic / SVP / S3 prefix pumps	UCCP21CE	MCCP21CE
#2 Santoprene® Tube	Classic / SVP / S3 prefix pumps	UCCP22CE	MCCP22CE
#3 Santoprene® Tube	Classic / SVP / S3 prefix pumps	UCCP23CE	MCCP23CE
#4 Santoprene® Tube	Classic / SVP / S3 prefix pumps	UCCP24CE	MCCP24CE
#5 Santoprene® Tube	Classic / SVP / S3 prefix pumps	UCCP25CE	MCCP25CE
#6 Santoprene® Tube	S10P	UCCP26CE	MCCP26CE
#7 Santoprene® Tube	Classic 45, 85 / SVP / S3 prefix pumps	UCCP27CE	MCCP27CE
#1 Versilon® Tube	Classic / SVP / S3 prefix pumps	UCTY1CE	MCTY1CE
#2 Versilon® Tube	Classic / SVP / S3 prefix pumps	UCTY2CE	MCTY2CE
#3 Versilon® Tube	Classic / SVP / S3 prefix pumps	UCTY3CE	MCTY3CE
#4 Versilon® Tube	Classic / SVP / S3 prefix pumps	UCTY4CE	MCTY4CE
#5 Versilon® Tube	Classic / SVP / S3 prefix pumps	UCTY5CE	MCTY5CE

## PUMP TUBE & DUCKBILL Includes ferrules 1/4"

DESCRIPTION	WORKS WITH	2-PK
#1 Santoprene® Tube & Duckbill	Classic / SVP / S3 prefix pumps	UCCP1FD
#2 Santoprene® Tube & Duckbill	Classic / SVP / S3 prefix pumps	UCCP2FD
#6 Santoprene® Tube & Duckbill	S10P	UCCP6FD
#7 Santoprene® Tube & Duckbill	Classic 45, 85 / SVP / S3 prefix pumps	UCCP7FD
#1 Versilon® Tube & Pellethane® Duckbill	Classic / SVP / S3 prefix pumps	UCTY1FD
#2 Versilon® Tube & Pellethane® Duckbill	Classic / SVP / S3 prefix pumps	UCTY2FD

## PUMP TUBE & DUCKBILL *EUROPE* Includes ferrules 6 mm

DESCRIPTION	WORKS WITH	2-PK
#1 Santoprene® Tube & Duckbill	Classic / SVP / S3 prefix pumps	UC1FDCE
#2 Santoprene® Tube & Duckbill	Classic / SVP / S3 prefix pumps	UC2FDCE
#6 Santoprene® Tube & Duckbill	S10P	UC6FDCE
#7 Santoprene® Tube & Duckbill	Classic 45, 85 / SVP / S3 prefix pumps	UC7FDCE
#1 Versilon® Tube & Pellethane® Duckbill	Classic / SVP / S3 prefix pumps	UCTY1DCE
#2 Versilon® Tube & Pellethane® Duckbill	Classic / SVP / S3 prefix pumps	UCTY2DCE

NOTE: Confirm material compatibility with the chemical resistance guide in this catalog.

# PUMP TUBES



Refer to the **FLOW RATE OUTPUTS** chart to match the pump with the correct tube

## PUMP TUBE Includes ferrules 1/4"

DESCRIPTION	WORKS WITH Pump & Roller Assembly Color	2-PK	5-PK
A Santoprene® Tube	Econ T / FX / VX & White	EC30A-2	EC30A-5
B Santoprene® Tube	Econ T / FX / VX & White	EC30B-2	EC30B-5
C Santoprene® Tube	Econ T / FX / VX & White	EC30C-2	EC30C-5
C3 FKM Tube	Econ TD Electric & Black / Econ TD Battery & Blue	EC3C3-2	EC3C3-5
C4 Silicone Tube	Econ TD Battery & Blue	EC3C4-2	EC3C4-5
F Santoprene® Tube	Econ FP / Integrator™ / LD / T & White	EC30F-2	EC30F-5
G Santoprene® Tube	Econ FP / Integrator™ / LD / T & Black	EC30G-2	EC30G-5
H Santoprene® Tube	Econ FP / Integrator™ / Stennicator / LD / T / FX / VX & Black	EC30H-2	EC30H-5
M Santoprene® Tube	Econ FP / Integrator™ / LD & White	EC30M-2	EC30M-5


## PUMP TUBE *EUROPE* Includes ferrules 6 mm

DESCRIPTION	WORKS WITH Pump & Roller Assembly Color	2-PK	5-PK
A Santoprene® Tube	Econ T / FX / VX & White	EC30ACE-2	EC30ACE-5
B Santoprene® Tube	Econ T / FX / VX & White	EC30BCE-2	EC30BCE-5
C Santoprene® Tube	Econ T / FX / VX & White	EC30CCE-2	EC30CCE-5
C3 FKM Tube	Econ TD Electric & Black / Econ TD Battery & Blue	EC3C3CE-2	EC3C3CE-5
C4 Silicone Tube	Econ TD Battery & Blue	EC3C4CE-2	EC3C4CE-5
F Santoprene® Tube	Econ FP / Integrator™ / LD / T & White	EC30FCE-2	EC30FCE-5
G Santoprene® Tube	Econ FP / Integrator™ / LD / T & Black	EC30GCE-2	EC30GCE-5
H Santoprene® Tube	Econ FP / Integrator™ / Stennicator / LD / T / FX / VX & Black	EC30HCE-2	EC30HCE-5
M Santoprene® Tube	Econ FP / Integrator™ / LD & White	EC30MCE-2	EC30MCE-5

NOTE: Confirm material compatibility with the chemical resistance guide in this catalog.

# PUMP HEADS

25 psi | 1.7 bar



The QuickPro® pump head provides **tube replacement without tools** with a collapsible roller assembly and a tube housing cover attached with latches.

## PUMP HEADS – QP & S3QP 25 psi maximum Includes tube, ferrules 1/4"

DESCRIPTION	WORKS WITH	EA	2-PK
#1 Santoprene® QP Pump Head	Classic / SVP	QP251-1	QP251-2
#2 Santoprene® QP Pump Head	Classic / SVP	QP252-1	QP252-2
#3 Santoprene® QP Pump Head	Classic / SVP	QP253-1	QP253-2
#3 Santoprene® S3QP Pump Head	S3 prefix pumps	S3103-1	S3103-2
#4 Santoprene® QP Pump Head	Classic / SVP	QP254-1	QP254-2
#4 Santoprene® S3QP Pump Head	S3 prefix pumps	S3104-1	S3104-2
#5 Santoprene® QP Pump Head	Classic / SVP	QP255-1	QP255-2
#5 Santoprene® S3QP Pump Head	S3 prefix pumps	S3105-1	S3105-2
#1 Versilon® QP Pump Head	Classic / SVP	QP25T1-1	—
#2 Versilon® QP Pump Head	Classic / SVP	QP25T2-1	—
#3 Versilon® QP Pump Head	Classic / SVP	QP25T3-1	—
#3 Versilon® S3QP Pump Head	S3 prefix pumps	S3203-1	—
#4 Versilon® QP Pump Head	Classic / SVP	QP25T4-1	—
#4 Versilon® S3QP Pump Head	S3 prefix pumps	S3204-1	—
#5 Versilon® QP Pump Head	Classic / SVP	QP25T5-1	—
#5 Versilon® S3QP Pump Head	S3 prefix pumps	S3205-1	—

## PUMP HEAD – S4QP 25 psi maximum Includes tube

DESCRIPTION	WORKS WITH	EA	2-PK
#5X Santoprene® S4QP Pump Head	S4 prefix pumps excluding S4M	S4105X-1	S4105X-2

## PUMP HEADS – QP & S3QP 1.7 bar maximum *EUROPE* Includes tube, ferrules 6 mm

DESCRIPTION	WORKS WITH	EA	2-PK
#1 Santoprene® QP Pump Head	Classic / SVP	QP171-1	QP171-2
#2 Santoprene® QP Pump Head	Classic / SVP	QP172-1	QP172-2
#3 Santoprene® QP Pump Head	Classic / SVP	QP173-1	QP173-2
#3 Santoprene® S3QP Pump Head	S3 prefix pumps	S3153-1	S3153-2
#4 Santoprene® QP Pump Head	Classic / SVP	QP174-1	QP174-2
#4 Santoprene® S3QP Pump Head	S3 prefix pumps	S3154-1	S3154-2
#5 Santoprene® QP Pump Head	Classic / SVP	QP175-1	QP175-2
#5 Santoprene® S3QP Pump Head	S3 prefix pumps	S3155-1	S3155-2
#1 Versilon® QP Pump Head	Classic / SVP	QP17T1-1	—
#2 Versilon® QP Pump Head	Classic / SVP	QP17T2-1	—
#3 Versilon® QP Pump Head	Classic / SVP	QP17T3-1	—
#3 Versilon® S3QP Pump Head	S3 prefix pumps	S3253-1	—
#4 Versilon® QP Pump Head	Classic / SVP	QP17T4-1	—
#4 Versilon® S3QP Pump Head	S3 prefix pumps	S3254-1	—
#5 Versilon® QP Pump Head	Classic / SVP	QP17T5-1	—
#5 Versilon® S3QP Pump Head	S3 prefix pumps	S3255-1	—

NOTE: Confirm material compatibility with the chemical resistance guide in this catalog.

# PUMP HEADS

100 psi | 6.9 bar



The QuickPro® pump head provides **tube replacement without tools** with a collapsible roller assembly and a tube housing cover attached with latches.

## PUMP HEADS – QP & S3QP 100 psi maximum Includes tube, duckbill, ferrules 1/4"

DESCRIPTION	WORKS WITH	EA	2-PK
#1 Santoprene® QP Pump Head	Classic / SVP	QP101-1	—
#1 Santoprene® S3QP Pump Head	S3 prefix pumps	S3101-1	S3101-2
#2 Santoprene® QP Pump Head	Classic / SVP	QP102-1	—
#2 Santoprene® S3QP Pump Head	S3 prefix pumps	S3102-1	S3102-2
#6 Santoprene® S3QP Pump Head	S10P	S3106-1	S3106-2
#7 Santoprene® QP Pump Head	Classic 45, 85 / SVP	QP107-1	—
#7 Santoprene® S3QP Pump Head	S3 prefix pumps	S3107-1	S3107-2
#1 Versilon® QP Pump Head	Classic / SVP	QP10T1-1	—
#1 Versilon® S3QP Pump Head	S3 prefix pumps	S3201-1	—
#2 Versilon® QP Pump Head	Classic / SVP	QP10T2-1	—
#2 Versilon® S3QP Pump Head	S3 prefix pumps	S3202-1	—

## PUMP HEAD – S4QP 100 psi maximum Includes tube, ferrules 1/4"

DESCRIPTION	WORKS WITH	EA	2-PK
#7X Santoprene® S4QP Pump Head	S4 prefix pumps excluding S4M	S4107X-1	S4107X-2

## PUMP HEAD – S4QP 60 psi maximum Includes tube

DESCRIPTION	WORKS WITH	EA	2-PK
#8X Santoprene® S4QP Pump Head	S128 Medicator	S4108X-1	S4108X-2

## PUMP HEADS – QP & S3QP 6.9 bar maximum *EUROPE* Includes tube, duckbill, ferrules 6 mm

DESCRIPTION	WORKS WITH	EA	2-PK
#1 Santoprene® QP Pump Head	Classic / SVP	QP691-1	—
#1 Santoprene® S3QP Pump Head	S3 prefix pumps	S3151-1	S3151-2
#2 Santoprene® QP Pump Head	Classic / SVP	QP692-1	—
#2 Santoprene® S3QP Pump Head	S3 prefix pumps	S3152-1	S3152-2
#6 Santoprene® S3QP Pump Head	S10P	S3156-1	S3156-2
#7 Santoprene® QP Pump Head	Classic 45, 85 / SVP	QP697-1	—
#7 Santoprene® S3QP Pump Head	S3 prefix pumps	S3157-1	S3157-2
#1 Versilon® QP Pump Head	Classic / SVP	QP69T1-1	—
#1 Versilon® S3QP Pump Head	S3 prefix pumps	S3251-1	—
#2 Versilon® QP Pump Head	Classic / SVP	QP69T2-1	—
#2 Versilon® S3QP Pump Head	S3 prefix pumps	S3252-1	—

NOTE: Confirm material compatibility with the chemical resistance guide in this catalog.

# INNERMOST PUMP HEADS



The Innermost QuickPro® pump head is next to the motor or feed rate control in the Classic Series Double Head pump.

## INNERMOST PUMP HEADS – QP 25 psi maximum Includes tube, ferrules 1/4"

DESCRIPTION	WORKS WITH	EA	2-PK
#1 Santoprene® Innermost QP Pump Head	Classic 100, 170	QPA251-1	QPA251-2
#2 Santoprene® Innermost QP Pump Head	Classic 100, 170	QPA252-1	QPA252-2
#3 Santoprene® Innermost QP Pump Head	Classic 100, 170	QPA253-1	QPA253-2
#4 Santoprene® Innermost QP Pump Head	Classic 100, 170	QPA254-1	QPA254-2
#5 Santoprene® Innermost QP Pump Head	Classic 100, 170	QPA255-1	QPA255-2

## INNERMOST PUMP HEADS – QP 1.7 bar maximum *EUROPE* Includes tube, ferrules 6 mm

DESCRIPTION	WORKS WITH	EA	2-PK
#1 Santoprene® Innermost QP Pump Head	Classic 100, 170	QPA171-1	QPA171-2
#2 Santoprene® Innermost QP Pump Head	Classic 100, 170	QPA172-1	QPA172-2
#3 Santoprene® Innermost QP Pump Head	Classic 100, 170	QPA173-1	QPA173-2
#4 Santoprene® Innermost QP Pump Head	Classic 100, 170	QPA174-1	QPA174-2
#5 Santoprene® Innermost QP Pump Head	Classic 100, 170	QPA175-1	QPA175-2

## INNERMOST PUMP HEADS – QP 100 psi maximum Includes tube, duckbill, ferrules 1/4"


DESCRIPTION	WORKS WITH	EA	2-PK
#1 Santoprene® Innermost QP Pump Head	Classic 100, 170	QPA101-1	QPA101-2
#2 Santoprene® Innermost QP Pump Head	Classic 100, 170	QPA102-1	QPA102-2

## INNERMOST PUMP HEADS – QP 6.9 bar maximum *EUROPE* Includes tube, duckbill, ferrules 6 mm

DESCRIPTION	WORKS WITH	EA	2-PK
#1 Santoprene® Innermost QP Pump Head	Classic 100, 170	QPA691-1	QPA691-2
#2 Santoprene® Innermost QP Pump Head	Classic 100, 170	QPA692-1	QPA692-2

NOTE: Confirm material compatibility with the chemical resistance guide in this catalog.

# PUMP HEAD PARTS




## PUMP HEAD PARTS

DESCRIPTION	WORKS WITH	EA	2-PK	4-PK
QP Tube Housing with Latches	Classic / SVP	QP400-1	QP400-2	—
S3QP Tube Housing with Latches	S3 prefix pumps	S3400-1	S3400-2	—
S4QP Tube Housing with Latches	S4 prefix pumps	S4400-1	S4400-2	—
Plastic Latches	Classic / SVP / S3 prefix pumps	—	QP401-2	—
QP Roller Assembly	Classic / SVP	QP500-1	—	QP500-4
S3QP Roller Assembly	S3 prefix pumps	S3500-1	—	S3500-4
S4QP Roller Assembly	S4 prefix pumps	S4500-1	—	S4500-4
QP Tube Housing Cover with Bushing	Classic / SVP	QP100-1	—	QP100-4
S3QP Tube Housing Cover with Bushing	S3 prefix pumps	S3600-1	—	S3600-4
S4QP Tube Housing Cover with Bushing	S4 prefix pumps	S4600-1	—	S4600-4

## INNERMOST PUMP HEAD PARTS Classic Series Double Head


DESCRIPTION	WORKS WITH	EA	2-PK
Innermost QP Tube Housing Cover	Classic 100, 170	QP10A-1	QP10A-2
Innermost QP Roller Assembly	Classic 100, 170	QP50A-1	—



## PUMP HEAD PARTS

DESCRIPTION	WORKS WITH Pump & Tube Combination	EA
Roller Assembly, White	Econ FP & F or M	EC350
	Econ Integrator™ & F or M	
	Econ T & A, B, C or F	
Roller Assembly, Black	Econ FP & G or H	EC351
	Econ Integrator™ & G or H	
	Econ T & G or H	
	Econ VX & H	
Roller Assembly, Blue	Econ TD Battery & C3 or C4	EC352
Pump Head Cover	All Econ Pumps	EC355

# PUMP HEAD SERVICE KITS 25 psi | 1.7 bar



Refer to the **FLOW RATE OUTPUTS** chart to match the pump with the correct tube

## PUMP HEAD SERVICE KITS – QP & S3QP 25 psi maximum Includes roller assembly, tube, nuts, ferrules 1/4", latches

DESCRIPTION	WORKS WITH	KIT
#1 Santoprene® QP Kit	Classic / SVP	QP251K
#2 Santoprene® QP Kit	Classic / SVP	QP252K
#3 Santoprene® QP Kit	Classic / SVP	QP253K
#3 Santoprene® S3QP Kit	S3 prefix pumps	S3103K
#4 Santoprene® QP Kit	Classic / SVP	QP254K
#4 Santoprene® S3QP Kit	S3 prefix pumps	S3104K
#5 Santoprene® QP Kit	Classic / SVP	QP255K
#5 Santoprene® S3QP Kit	S3 prefix pumps	S3105K
#1 Versilon® QP Kit	Classic / SVP	QP25T1K
#2 Versilon® QP Kit	Classic / SVP	QP25T2K
#3 Versilon® QP Kit	Classic / SVP	QP25T3K
#3 Versilon® S3QP Kit	S3 prefix pumps	S3203K
#4 Versilon® QP Kit	Classic / SVP	QP25T4K
#4 Versilon® S3QP Kit	S3 prefix pumps	S3204K
#5 Versilon® QP Kit	Classic / SVP	QP25T5K
#5 Versilon® S3QP Kit	S3 prefix pumps	S3205K

## PUMP HEAD SERVICE KIT – S4QP 25 psi maximum Includes roller assembly, tube, 3/8" nuts

DESCRIPTION	WORKS WITH	EA
#5X Santoprene® S4QP Kit	S4 prefix pumps excluding S4M	S4105XK

## PUMP HEAD SERVICE KITS – QP & S3QP 1.7 bar maximum *EUROPE* Includes roller assembly, tube, nuts, ferrules 6 mm, latches

DESCRIPTION	WORKS WITH	KIT
#1 Santoprene® QP Kit	Classic / SVP	QP171K
#2 Santoprene® QP Kit	Classic / SVP	QP172K
#3 Santoprene® QP Kit	Classic / SVP	QP173K
#3 Santoprene® S3QP Kit	S3 prefix pumps	S3113K
#4 Santoprene® QP Kit	Classic / SVP	QP174K
#4 Santoprene® S3QP Kit	S3 prefix pumps	S3114K
#5 Santoprene® QP Kit	Classic / SVP	QP175K
#5 Santoprene® S3QP Kit	S3 prefix pumps	S3115K
#1 Versilon® QP Kit	Classic / SVP	QP17T1K
#2 Versilon® QP Kit	Classic / SVP	QP17T2K
#3 Versilon® QP Kit	Classic / SVP	QP17T3K
#3 Versilon® S3QP Kit	S3 prefix pumps	S3213K
#4 Versilon® QP Kit	Classic / SVP	QP17T4K
#4 Versilon® S3QP Kit	S3 prefix pumps	S3214K
#5 Versilon® QP Kit	Classic / SVP	QP17T5K
#5 Versilon® S3QP Kit	S3 prefix pumps	S3215K

NOTE: Confirm material compatibility with the chemical resistance guide in this catalog.



# PUMP HEAD SERVICE KITS

100 psi | 6.9 bar



Refer to the **FLOW RATE OUTPUTS** chart to match the pump with the correct tube

## PUMP HEAD SERVICE KITS – QP & S3QP 100 psi maximum Includes roller assembly, tube, duckbill, nuts, ferrules 1/4", latches

DESCRIPTION	WORKS WITH	KIT
#1 Santoprene® QP Kit	Classic / SVP	QP101K
#1 Santoprene® S3QP Kit	S3 prefix pumps	S3101K
#2 Santoprene® QP Kit	Classic / SVP	QP102K
#2 Santoprene® S3QP Kit	S3 prefix pumps	S3102K
#2 Santoprene® S3QP Kit	S3 prefix pumps	S3102K
#6 Santoprene® S3QP Kit	S10P	S3106K
#7 Santoprene® S3QP Kit	S3 prefix pumps	S3107K
#1 Versilon® QP Kit	Classic / SVP	QP10T1K
#1 Versilon® S3QP Kit	S3 prefix pumps	S3201K
#2 Versilon® QP Kit	Classic / SVP	QP10T2K
#2 Versilon® S3QP Kit	S3 prefix pumps	S3202K

## PUMP HEAD SERVICE KIT – S4QP 100 psi maximum Includes roller assembly, tube, 3/8" nuts

DESCRIPTION	WORKS WITH	EA
#7X Santoprene® S4QP Kit	S4 prefix pumps excluding S4M	S4107XK

## PUMP HEAD SERVICE KIT – S4QP 60 psi maximum Includes roller assembly, tube

DESCRIPTION	WORKS WITH	EA
#8X Santoprene® S4QP Kit	S128 Medicator	S4108XK

## PUMP HEAD SERVICE KITS – QP & S3QP 6.9 bar maximum *EUROPE* Includes roller assembly, tube, duckbill, nuts, ferrules 6 mm, latches

DESCRIPTION	WORKS WITH	KIT
#1 Santoprene® QP Kit	Classic / SVP	QP691K
#1 Santoprene® S3QP Kit	S3 prefix pumps	S3111K
#2 Santoprene® QP Kit	Classic / SVP	QP692K
#2 Santoprene® S3QP Kit	S3 prefix pumps	S3112K
#6 Santoprene® S3QP Kit	S10P	S3116K
#7 Santoprene® QP Kit	Classic 45, 85 / SVP	QP697K
#7 Santoprene® S3QP Kit	S3 prefix pumps	S3117K
#1 Versilon® QP Kit	Classic / SVP	QP69T1K
#1 Versilon® S3QP Kit	S3 prefix pumps	S3211K
#2 Versilon® QP Kit	Classic / SVP	QP69T2K
#2 Versilon® S3QP Kit	S3 prefix pumps	S3212K

NOTE: Confirm material compatibility with the chemical resistance guide in this catalog.

# INJECTION FITTINGS and CHECK VALVES



1/4" Injection Fitting with Nut & Ferrule



1/4" Duckbill Check Valve



3/8" Ball Check Valve

## INJECTION FITTINGS 25 psi maximum

DESCRIPTION	WORKS WITH	EA	2-PK	5-PK
1/4" Injection Fitting with Nut & Ferrule	All Pumps excl. S4 prefix pumps	UCAK300	—	MCAK300
3/8" Injection Fitting with Nut	All Pumps excl. S4 prefix pumps	UCAK400	—	—

## INJECTION FITTING 1.7 bar maximum *EUROPE*

DESCRIPTION	WORKS WITH	EA	2-PK	5-PK
6 mm Injection Fitting with Nut & Ferrule	All Pumps excl. S4 prefix pumps	UCAK3CE	—	—

## DUCKBILL CHECK VALVES & PARTS 100 psi (6.9 bar) maximum

DESCRIPTION	WORKS WITH	EA	2-PK	5-PK
1/4" Includes Santoprene® Duckbill, Nut, Ferrule	All Pumps excl. S4 prefix pumps	UCDBINJ	—	MCDBINJ
1/4" Includes Pellethane® Duckbill, Nut, Ferrule	All Pumps excl. S4 prefix pumps	UCTYINJ	—	MCTYINJ
1/4" Includes FKM Duckbill, Nut, Ferrule	All Pumps excl. S4 prefix pumps	UCKMINJ	—	MCKMINJ
3/8" Includes Santoprene® Duckbill, Nut	All Pumps excl. S4 prefix pumps	UCINJ38	—	MCINJ38
3/8" Includes Pellethane® Duckbill, Nut	All Pumps excl. S4 prefix pumps	UCTYIJ38	—	MCTYIJ38
3/8" Includes FKM Duckbill, Nut	All Pumps excl. S4 prefix pumps	UCKMI38	—	MCKMI38
Santoprene® Duckbill	Duckbill Check Valve	—	UCCVDB0	MCCVDB0
Santoprene® O-Ring	Duckbill or Ball Check Valve	CVIJOR	—	—
Pellethane® Duckbill	Duckbill Check Valve	—	UCTYDB2	MCTYDB5
FKM Duckbill & O-Ring	Duckbill Check Valve	—	UCKMDB0	MCKMDB0
Pellethane® O-Ring	Duckbill Check Valve	TVIJOR	—	—

## DUCKBILL CHECK VALVES 6.9 bar maximum *EUROPE*

DESCRIPTION	WORKS WITH	EA	2-PK	5-PK
6 mm Includes Santoprene® Duckbill, Nut, Ferrule	All Pumps excl. S4 prefix pumps	UCINJCE	—	MCINJCE
6 mm Includes Pellethane® Duckbill, Nut, Ferrule	All Pumps excl. S4 prefix pumps	UCTINJCE	—	MCTINJCE
6 mm Includes FKM Duckbill, Nut, Ferrule	All Pumps excl. S4 prefix pumps	UCKMJCE	—	MCKMJCE

## BALL CHECK VALVES & PARTS 100 psi maximum

DESCRIPTION	WORKS WITH	EA	2-PK	
1/4" Includes Tantalum Spring, FKM Seat & O-ring, Nut, Ferrule	All Pumps excl. S4 prefix pumps	BC014-1	—	
1/4" Includes Stainless Steel spring, EPDM seat, Santoprene® O-ring, Nut, Ferrule	All Pumps excl. S4 prefix pumps	BC214-1	—	
3/8" Includes Tantalum Spring, FKM Seat & O-ring, Nut	All Pumps	BC038-1	—	
3/8" Includes Stainless Steel spring, EPDM seat, Santoprene® O-ring, Nut	All Pumps	BC238-1	—	
Tantalum Spring, FKM Seat & O-Ring, Ceramic Ball	Ball Check Valve	—	BC100-2	-
Stainless Steel Spring, EPDM seat, Santoprene® O-Ring, Ceramic Ball	Ball Check Valve	—	BC102-2	

NOTE: Confirm material compatibility with the chemical resistance guide in this catalog.

# MISCELLANEOUS PARTS



Connecting Nut 1/4"



Connecting Nut 3/8" with Adapter



Ferrule 1/4"



Weighted Suction Line Strainer



Flow Indicator

## MISCELLANEOUS PARTS

DESCRIPTION	WORKS WITH	EA	2-PK	5-PK	10-PK	24-PK
Connecting Nut 1/4"	All Pumps excl. S4 prefix pumps	—	—	—	UCAK100	MCAK100
Connecting Nut 3/8"	All Pumps	MANUT00	—	—	—	—
Connecting Nut 3/8" with Adapter	All Pumps excl. S4 prefix pumps	—	UCADPTR	MCADPTR	—	—
Ferrule 1/4"	All Pumps excl. S4 prefix pumps	—	—	—	UCAK200	MCAK200
Weighted Suction Line Strainer 1/4" or 6 mm	All Pumps excl. S4 prefix pumps	ST114	—	—	—	—
Weighted Suction Line Strainer 3/8"	All Pumps	ST138	—	—	—	—
AquaShield™ 5.5 oz. Tube	All Pumps	MAGRE55	—	—	—	—
Flow Indicator 1/4" with Bracket	All Pumps excl. S4 prefix pumps	AK600	—	—	—	—
Flow Indicator 3/8" with Bracket	All Pumps	AK700	—	—	—	—
Flow Indicator Bracket	Flow Indicator	AK900	—	—	—	—
Filter Assembly	Proportional Injection System	P2000	—	—	—	—
Modbus Kit with Manual, Junction & Cable	S Series	MOD100	—	—	—	—

## MISCELLANEOUS PARTS *EUROPE*

DESCRIPTION	WORKS WITH	EA	2-PK	5-PK	10-PK	24-PK
Ferrule 6 mm	All Pumps excl. S4 prefix pumps	—	—	—	UCAK2CE	MCAK2CE
Weighted Suction Line Strainer 1/4" or 6 mm	All Pumps excl. S4 prefix pumps	ST114	—	—	—	—
Flow Indicator 6 mm with Bracket	All Pumps excl. S4 prefix pumps	AK800	—	—	—	—

## SUCTION/DISCHARGE TUBING


DESCRIPTION	WORKS WITH	20' Roll	100' Roll	1000' Roll
1/4" UV Black	All Pumps excl. S4 prefix pumps	AK4002B	AK4010B	AK4100B
1/4" White	All Pumps excl. S4 prefix pumps	AK4002W	AK4010W	AK4100W
3/8" UV Black	All Pumps	MALT02B	MALT10B	MALTB10
3/8" White	All Pumps	MALT002	MALT010	MALT100

## SUCTION/DISCHARGE TUBING *EUROPE*

DESCRIPTION	WORKS WITH	20' Roll	100' Roll	1000' Roll
6 mm White	All Pumps excl. S4 prefix pumps	AK20W6M	—	—

NOTE: Confirm material compatibility with the chemical resistance guide in this catalog.

# MOTORS




## MOTOR 60Hz

DESCRIPTION	WORKS WITH	KIT
120V	Classic Adjustable 45, 100	PM6041D
220V	Classic Adjustable 45, 100	PM6042D
120V	Classic Adjustable 85, 170	PM6081D
220V	Classic Adjustable 85, 170	PM6082D
120V	Classic Fixed 45	ME6041D
220V	Classic Fixed 45	ME6042D
120V	Classic Fixed 85	ME6081D
220V	Classic Fixed 85	ME6082D
120V	Classic Fixed 100	DM6041D
220V	Classic Fixed 100	DM6042D
120V	Classic Fixed 170	DM6081D
220V	Classic Fixed 170	DM6082D

## MOTOR 50Hz *INTERNATIONAL*

DESCRIPTION	WORKS WITH	EA
230V	Classic Adjustable 45, 100	PM64230
250V	Classic Adjustable 45, 100	PM6426D
230V	Classic Adjustable 85, 170	PM68230
250V	Classic Adjustable 85, 170	PM6826D
230V	Classic Fixed 45	ME64230
250V	Classic Fixed 45	ME6426D
230V	Classic Fixed 85	ME68230
250V	Classic Fixed 85	ME6826D
230V	Classic Fixed 100	DM64230
250V	Classic Fixed 100	DM64250
230V	Classic Fixed 170	DM68230
250V	Classic Fixed 170	DM68250



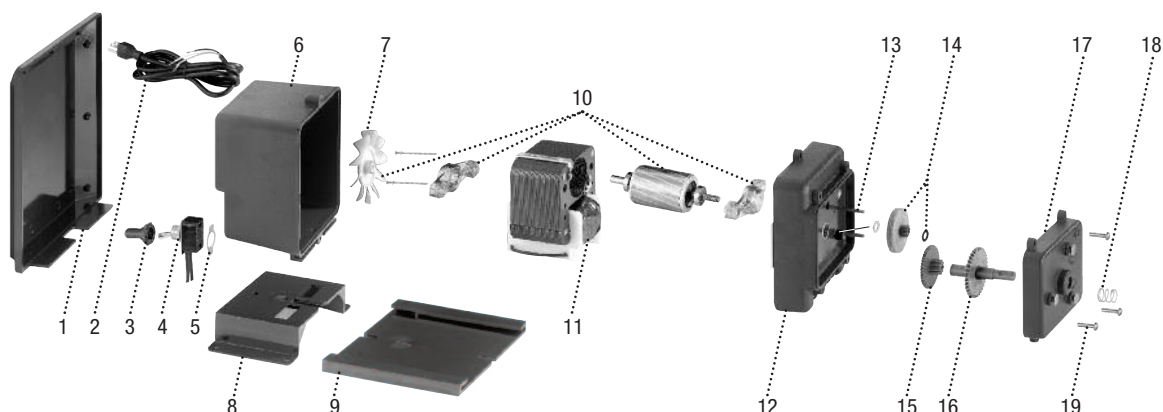
## MOTOR SERVICE KITS

DESCRIPTION	WORKS WITH	KIT
120V 60Hz	All Classic Pumps	MSK120
220V 60Hz	All Classic Pumps	MSK220

## GEAR CASE SERVICE KITS

WORKS WITH	KIT
Classic Adjustable 45, 100	GSK45A
Classic Adjustable 85, 170	GSK85A
Classic Fixed 45	GSK45F
Classic Fixed 85	GSK85F

# MOTORS




## MOTOR PARTS

	DESCRIPTION	WORKS WITH	EA	10-PK	24-PK
1	Rain Roof	All Classic Pumps	MP90000	—	—
Not shown	Pump Cover	Classic Adjustable 45, 85	MP90001	—	—
Not shown	Pump Cover & Rain Roof	Classic Adjustable 45, 85	MP90002	—	—
2	Power Cord 120V	All Classic Pumps	MP6B010	—	—
	Power Cord 220V	All Classic Pumps	MP6B020	—	—
3	Switch Boot	All Classic Pumps	MP6C000	—	—
4	Toggle Switch	All Classic Pumps	PM6E000	—	—
5	On-Off Switch Plate	All Classic Pumps	MP6D000	—	—
6	Motor Cover with 120V Cord	All Classic Pumps	PM6A0BL	—	—
	Motor Cover with 220V Cord	All Classic Pumps	PM6A00L	—	—
7	Motor Fan	All Classic Pumps	PM6F000	—	—
8	Motor Base	All Classic Pumps	MP70000	—	—
9	Mounting Bracket	All Classic Pumps	MP80000	—	—
10	Rotor Assembly with Bearings, Brackets, Tolerance Rings & Fan	All Classic Pumps	PMBRPL2	—	—
11	Coil 60Hz 120V	All Classic Pumps	MP6J115	—	—
	Coil 60Hz 220V	All Classic Pumps	MP6J226	—	—
12	Gear Case with Posts	All Classic Pumps	PM6K0BL	—	—
13	Gear Posts	All Classic Pumps	PM6M000	—	—
14	Phenolic Gear with Spacer 26 rpm	Classic 45, 100	MP6N040	—	—
	Phenolic Gear with Spacer 44 rpm	Classic 85, 170	MP6N080	—	—
15	Metal Reduction Gear 26 rpm	Classic 45, 100	MP6O040	—	—
	Metal Reduction Gear 44 rpm	Classic 85, 170	MP6O080	—	—
16	Motor Shaft with Gear	Classic Adjustable 45, 85, 100, 170	MP6Q00D	—	—
	Motor Shaft with Gear	Classic Fixed 45, 85	ME6Q0LD	—	—
	Motor Shaft with Gear	Classic Fixed 100, 170	DM6Q0LD	—	—
17	Gear Case Cover	All Classic Pumps	PM6R0BL	—	—
18	Pressure Spring	Classic Adjustable 45, 85, 100, 170	MP6T000	—	—
19	Cover Screw B	All Pumps	—	UCCPS0B	MCCPS0B

## MOTOR PARTS *INTERNATIONAL*



	DESCRIPTION	WORKS WITH	EA	10-PK	24-PK
11	Coil 50Hz 230V	All Classic Pumps	MP6J223	—	—
	Coil 50Hz 250V	All Classic Pumps	MP6J222	—	—

# MOTORS



## MOTOR PARTS

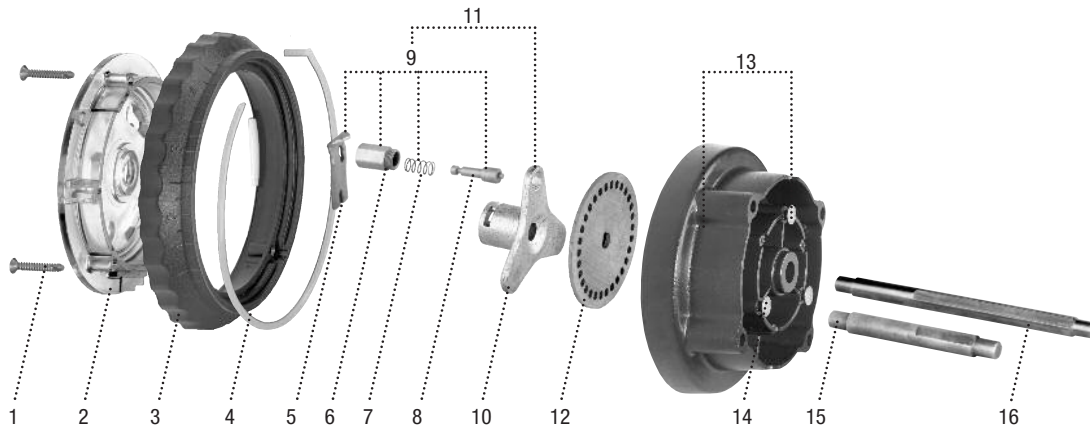
	DESCRIPTION	WORKS WITH	EA	10-PK	24-PK
1	Drive Assembly Pad	All Econ Pumps excluding Econ TD Battery	EC302	—	—
2	Gear Kit includes spacers, screws and AquaShield™	All Econ Pumps with E10 prefix	EC310	—	—
	Gear Kit includes spacers, screws and AquaShield™	All Econ Pumps with E20 prefix	EC320	—	—
3	Gear Case Front Cover w/ Pump Head Cover	All Econ Pumps	EC330	—	—
4	Cover Screw B	All Econ Pumps	—	UCCPS0B	MCCPS0B



## OPTIONAL MOUNTING ACCESSORIES



DESCRIPTION	WORKS WITH	EA	KIT
Mounting Kit (for wall mount or Stenner tank)	All Econ Pumps excluding Econ TD Battery	—	EC303
Stand (for horizontal display or wall mount)	All Econ Pumps excluding Econ TD Battery	EC304	—

# FEED RATE CONTROL



## FEED RATE CONTROL PARTS

	DESCRIPTION	WORKS WITH	EA	2-PK	5-PK
1	FRC Screw A	Classic Adj. 45, 85, 100, 170	FCS000A	—	—
2	Feed Rate Mounting Plate	Classic Adj. 45, 85, 100, 170	FC5N000	—	—
3	Dial Ring	Classic Adj. 45, 85, 100, 170	FC5M040	—	—
4	Variable Cam	Classic Adj. 45, 85, 100, 170	—	UCFC5H0	MCFC5H0
5	Index Pin Lifter	Classic Adj. 45, 85, 100, 170	—	UCFC5L1	MCFC5L1
6	Index Pin Holder	Classic Adj. 45, 85, 100, 170	FC5L003	—	—
7	Index Pin Spring	Classic Adj. 45, 85, 100, 170	FC5L005	—	—
8	Index Pin	Classic Adj. 45, 85, 100, 170	FC5L002	—	—
9	Index Pin Assembly with Lifter includes 5, 6, 7 & 8	Classic Adj. 45, 85, 100, 170	UCFC5AY	—	MCFC5AY
10	Index Spider	Classic Adj. 45, 85, 100, 170	FC5K00D	—	—
11	Index Spider Assembly includes 9 & 10	Classic Adj. 45, 85, 100, 170	FC5LAS	—	—
12	Index Plate	Classic Adj. 45, 85, 100, 170	UCFC5ID	MCFC5ID	—
13	Feed Rate Housing with Roller Clutch, Seal & Rivets	Classic Adj. 45, 85, 100, 170	FC5D00S	—	—
14	Mounting Rivet C	Classic Adj. 45, 85, 100, 170	FCS000C	—	—
15	Main Shaft	Classic Adj. 45, 85	UCFC5AD	MCFC5AD	—
16	Main Shaft	Classic Adj. 100, 170	DM5A00D	—	—



## FEED RATE CONTROL WITH SHAFT

WORKS WITH	EA
Classic Adj. 45, 85, 100, 170	FC5040D
Classic Adj. 100, 170	DM5040D

## FEED RATE CONTROL SERVICE KITS

WORKS WITH	KIT
Classic Adj. 45, 85, 100, 170	FSK100



# WATER METER PARTS

## WATER METER PARTS

DESCRIPTION	WORKS WITH Plastic Water Meter	EA	2-PK
3/4" Plastic Couplings with Gaskets	3/4"	—	JLP38009P
1" Plastic Couplings with Gaskets	1"	—	JLP38012P
1/8" Rubber Gaskets for 3/4"	3/4"	—	JLP38007R
1/8" Rubber Gaskets for 1"	1"	—	JLP38012R
Reed Switch, Single with screw	1 PPG, 4 PPG, 10 PPG	JLP32RS	—
Reed Switch, Dual with screw	2 PPG	JLP34RS	—
<b>WORKS WITH Plastic and Stainless Steel Water Meter</b>			
Reed Switch, Single with screw	1 PPG, 4 PPG, 10 PPG	JLP32RS	—
Reed Switch, Dual with screw	2 PPG	JLP34RS	—

# INDEX

PAGE	PAGE	PAGE	PAGE	PAGE	PAGE
AK20W6M 67	EC51C 48	MCFC5H0 71	PCM 54	QPA10-1 62	STS7GC 52
AK4002B 67	FC5040D 71	MCFC5ID 71	PM6041D 68	QPA10-2 62	STS7NC 52
AK4002W 67	FC5D00S 71	MCFC5L1 71	PM6042D 68	QPA17-1 62	STS15GC 52
AK4010B 67	FC5K00D 71	MCINJ38 66	PM6081D 68	QPA17-2 62	STS15NC 52
AK4010W 67	FC5LASV 71	MCINJCE 66	PM6082D 68	QPA25-1 62	STS30GC 52
AK4100B 67	FC5L002 71	MCKMDB0 67	PM64230 68	QPA25-2 62	STS30NC 52
AK4100W 67	FC5L003 71	MCKMINJ 66	PM6426D 68	QPA69-1 62	STS7G-02 52
AK600 67	FC5L005 63	MCKMI38 66	PM68230 68	QPA69-2 62	STS7N-02 52
AK700 67	FC5M040 71	MCKMJCE 66	PM6826D 68	S310-K 62, 63	STS15G-02 52
AK800 67	FC5N000 71	MCTINJCE 66	PM6A0BL 69	S310-1 60	STS15N-02 52
AK900 67	FCS000A 71	MCTY-CE 58	PM6A00L 69	S310-2 60	STS30G-02 52
BC014-1 66	FCS000C 71	MCTYDB5 67	PM6E000 69	S311-K 64, 65	STS30N-02 52
BC038-1 66	FSK100 71	MCTYGO 58	PM6F000 69	S315-1 60, 61	TVIJOR 67
BC100-2 67	GSK45A 68	MCTYIJ38 66	PM6K0BL 69	S315-2 60, 61	UC-FDCE 58
BC102-2 66	GSK45F 68	MCTYINJ 66	PM6M000 69	S320-K 64, 65	UCADPTR 67
BC214-1 66	GSK85F 68	ME6041D 68	PM6R0BL 69	S320-1 60, 61	UCAK100 67
BC238-1 67	GSK85A 68	ME6042D 68	PMBRPL2 69	S321-K 64, 65	UCAK200 67
CVIJOR 71	JLP0750-PPG 49	ME6081D 68	QP10-1 61	S325-1 60, 61	UCAK300 66
DM5040D 71	JLP1000-PPG 49	ME6082D 68	QP10-K 65	S3400-1 63	UCAK400 66
DM5A00D 68	JLP1500-PPG 49	ME64230 68	QP100-1 63	S3400-2 63	UCAK3CE 66
DM6041D 68	JLP38009P 72	ME6426D 68	QP100-4 63	S3500-1 63	UCCP-FD 58
DM6042D 68	JLP38012P 72	ME68230 68	QP10A-1 63	S3500-4 63	UCCP20 58
DM6081D 68	JLP38007R 72	ME6826D 68	QP10A-2 63	S3600-1 63	UCCP2-CE 58
DM6082D 68	JLP38012R 72	ME6Q0LD 69	QP10T-1 61	S3600-4 63	UCCPS0B 69, 70
DM64230 68	JLP32RS 72	MP6B010 69	QP10T-K 65	S400-X-2 58	UCCVDB0 67
DM64250 68	JLP34RS 72	MP6B020 69	QP17-1 60	S400-X-5 58	UCDBINJ 66
DM68230 68	MAGRE55 67	MP6C000 69	QP17-2 60	S400X-2 58	UCFC5AD 71
DM68250 68	MALT002 67	MP6D000 69	QP17-K 64	S400X-5 58	UCFC5AY 71
DM6Q0LD 69	MALT010 67	MP6J115 72	QP17T-1 60	S4108X-1 58	UCFC5H0 71
EC302 70	MALT02B 67	MP6J222 69	QP17T-K 64	S4108X-2 58	UCFC5ID 71
EC303 70	MALT100 67	MP6J223 69	QP25-1 60	S4108XK 65	UCFC5L1 71
EC304 70	MALT10B 67	MP6J226 69	QP25-2 60	S4400-1 63	UCINJCE 66
EC3-2 59	MALTB10 67	MP6N040 69	QP25-K 64	S4400-2 63	UCKMDB0 67
EC3-5 62	MANUT00 67	MP6N080 69	QP25T-K 64	S4105X-1 60	UCKMINJ 66
EC3-CE-2 59	MCADPTR 67	MP60040 69	QP400-1 63	S4105X-2 60	UCKMJCE 66
EC3-CE-5 59	MCAK100 67	MP60080 69	QP25T-1 60	S4105XK 64	UCKMI38 66
EC310 70	MCAK200 67	MP6Q00D 69	QP400-2 63	S4107X-1 61	UCINJ38 66
EC320 70	MCAK2CE 67	MP6T000 69	QP401-2 63	S4107X-2 61	UCTINJCE 66
EC330 70	MCAK300 66	MP70000 69	QP500-1 63	S4107XK 64	UCTY-CE 58
EC350 63	MCCP2-CE 58	MP80000 69	QP500-4 63	S4500-1 63	UCTY-DCE 58
EC351 63	MCCP20 58	MP90000 69	QP501-3 63	S4500-4 63	UCTY-FD 58
EC352 63	MCCPS0B 64, 69	MP90001 69	QP50A-1 63	S4600-1 63	UCTYDB2 67
EC355 63	MCCVDB0 67	MP90002 69	QP69-1 61	S4600-4 63	UCTYGO 58
EC500 48	MCDBINJ 69	MSK120 68	QP69-K 65	SSMRS20-PPG 50	UCTYIJ38 66
EC50C 48	MCFC5AD 71	MSK220 68	QP69T-1 61	ST114 67	UCTYINJ 66
EC501 48	MCFC5AY 71	P2000 67	QP69T-K 65	ST138 67	

# CHEMICAL RESISTANCE GUIDE

## Ratings Key – Chemical Effect

- A** Fluid has minor or no effects
- B** Fluid has minor to moderate effects
- C** Fluid has severe effects
- No data available



## CAUTION

The information is provided ONLY as a guide to assist in determining chemical compatibility for wetted components. Testing under the specific conditions of the application is recommended. Stenner Pump Company assumes no responsibility for its accuracy. Outside factors including but not limited to temperature, pressure, mechanical stress, and solution concentration can affect material compatibility in a particular application. Stenner makes no warranty, expressed or implied, as to the accuracy of this guide or any materials' suitability for fitness or purpose for any application. User assumes all risk and liability for use of this guide.

Chemical / Solution	PP Santoprene® EPDM	Versilon®	PVC	LDPE	FKM	Silicone	Tantalum	Stainless Steel
Acetic Acid 20%	A	B	B	A	B	A	A	A
Acetic Acid 30%	B	C	C	A	B	A	A	B
Acetic Acid, Glacial	C	C	C	C	C	•	A	A
Acetic Anhydride	B	C	C	C	C	C	•	A
Aliphatic Hydrocarbons	B	B	B	B	•	•	•	•
Aluminum Chloride	A	A	A	B	A	B	A	B
Aluminum Sulfate	A	A	A	A	A	A	A	B
Alums	A	A	A	A	A	A	•	A
Ammonium Acetate	B	B	A	A	A	•	•	A
Ammonium Carbonate	A	A	A	A	A	C	•	B
Ammonium Chloride	A	B	A	B	A	C	A	B
Ammonium Hydroxide	A	B	A	A	B	A	B	A
Ammonium Nitrate	A	A	A	A	B	C	A	A
Ammonium Phosphate	A	A	A	A	A	A	•	C
Ammonium Sulfate	A	A	A	A	B	A	A	B
Amyl Acetate	A	C	C	C	C	C	•	A
Aniline	B	C	C	C	C	C	A	B
Antimony Salts	A	A	A	B	•	•	•	•
Arsenic Salts	A	A	A	B	•	•	•	•
Barium Hydroxide	A	A	A	B	A	•	B	B
Barium Salts	A	•	A	B	•	A	•	•
Beer	A	A	A	A	A	•	A	A
Benzene	C	C	C	C	B	•	•	B
Benzoic Acid	A	C	A	A	A	•	A	B
Bleach 5.25%	A	A	A	A	A	•	•	•
Boric Acid	A	A	A	A	A	A	A	A
Bromine	A	B	B	B	A	C	A	C
Butyl Acetate	A	C	C	C	C	C	•	A
Butyric Acid	A	C	B	C	B	C	A	B
Calcium Chloride	A	A	B	A	A	•	A	B
Calcium Hydroxide	A	C	A	A	A	•	B	B
Calcium Hypochlorite 5%	A	B	A	A	A	•	A	B
Calcium Salts	A	A	A	A	•	B	•	•
Carbon Disulfide	C	C	C	C	A	•	•	B
Carbon Tetrachloride	C	C	C	C	A	C	•	B
Castor Oil	B	A	A	•	A	•	•	A
Chlorine	see Sodium Hypochlorite							

Chemical / Solution	PP Santoprene® EPDM	Versilon®	PVC	LDPE	FKM	Silicone	Tantalum	Stainless Steel
Chloroacetic Acid	A	C	B	C	C	•	•	A
Chloroform	C	C	C	C	A	C	•	A
Chlorosulfonic Acid	B	C	C	C	C	C	•	B
Chromic Acid < 50%	B	C	B	A	A	C	A	B
Chromium Salts	A	•	A	B	•	•	•	•
Citric Acid	B	B	B	C	A	•	A	A
Copper Chloride	A	A	A	A	A	•	A	C
Copper Sulfate	A	A	A	A	A	•	A	B
Cottonseed Oil	B	A	B	A	A	•	•	A
d-Limonene	C	B	B	B	A	C	•	•
Ethyl Acetate	A	C	C	C	C	B	•	B
Ethyl Alcohol	B	C	C	B	B	•	A	•
Ethyl Chloride	C	C	C	C	A	C	•	A
Ethylene Dichloride	C	C	C	C	A	C	•	B
Ethylene Glycol	A	A	A	A	A	A	•	B
Ethylene Oxide	B	A	C	C	C	C	•	B
Eucalyptus Oil	C	B	C	C	•	•	•	•
Fatty Acids	C	B	A	A	A	C	•	A
Ferric Chloride	A	A	A	A	A	B	A	C
Ferric Sulfate	A	A	A	A	A	B	•	B
Ferrous Chloride	A	A	A	A	A	C	•	C
Ferrous Sulfate	A	A	A	A	A	C	•	B
Fluoboric Acid	A	C	A	C	B	A	•	•
Fluosilicic Acid	A	A	A	A	A	C	•	B
Formaldehyde < 40%	A	B	A	C	C	B	•	A
Formic Acid	A	C	B	C	C	C	A	A
Glucose	A	A	A	A	A	A	•	A
Glycerin	A	A	A	A	A	A	•	A
Hydrochloric Acid 20%	A	C	A	A	A	C	A	C
Hydrochloric Acid 37%	A	C	A	A	A	C	A	C
Hydrocyanic Acid	A	B	A	A	A	C	A	A
Hydrofluoric Acid < 48%	A	C	B	A	A	C	C	C
Hydrofluoric Acid 48-75%	A	C	C	C	A	C	C	C
Hydrofluoric Acid, anhydrous	B	C	C	C	C	•	C	C
Hydrogen Peroxide < 50%	A	B	A	B	A	A	A	A
Hydrogen Sulfide	A	A	B	A	C	•	•	A
Iodine	A	A	C	B	A	C	A	C

Chemical / Solution	PP Santoprene® EPDM	Versilon®	PVC	LDPE	FKM	Silicone	Tantalum	Stainless Steel
Lactic Acid	A	B	B	A	A	A	A	B
Lead Acetate	B	A	A	A	C	C	•	B
Linseed Oil	B	A	A	A	A	A	•	A
Limonene	C	B	B	B	A	C	•	•
Lubricating Oils	C	A	B	C	A	•	•	A
Magnesium Chloride	A	A	B	A	A	A	A	C
Magnesium Hydroxide	A	A	A	A	A	•	A	A
Magnesium Sulfate	A	A	A	A	A	A	A	B
Malic Acid	A	B	A	A	A	B	•	A
Manganese Salts	A	A	A	A	•	B	•	•
Mercuric Chloride	A	A	A	A	A	•	•	C
Methylene Chloride	C	C	C	C	B	•	A	B
Mineral Oil	B	A	B	B	A	•	•	•
Mineral Spirits	C	A	B	B	A	•	•	A
Muriatic Acid, 20° Baume	A	C	A	A	A	•	•	•
Nitric Acid < 10%	A	C	A	B	A	B	A	A
Nitric Acid 10-30%	B	C	A	C	A	C	A	A
Nitric Acid 30-60%	C	C	B	C	A	C	A	A
Nitric Acid 70%	C	C	B	C	A	C	A	A
Nitric Acid, red fuming	C	C	C	C	C	C	•	•
Nitrous Acid	A	B	•	•	B	•	•	B
Oleic Acid	A	B	C	C	B	C	•	A
Oleum 20-25%	C	C	C	C	•	•	•	B
Oxalic Acid	A	C	B	A	A	C	A	A
Palmitic Acid	A	B	B	A	A	C	•	A
Petroleum Distillates	C	B	B	C	•	•	A	A
Peracetic Acid 5%	B	B	B	A	A	A	•	•
Peracetic Acid 15%	B	B	B	A	A	B	•	•
Phenol	B	C	C	B	A	C	•	B
Phosphoric Acid	A	C	A	A	A	C	A	C
Phthalic Acid	A	C	A	A	A	B	•	A
Pickling Solutions	A	C	•	•	B	•	•	•
Plating Solutions	A	C	•	•	A	C	•	•
Polyphosphate	A	A	A	A	•	•	•	•
Potassium Carbonate	A	A	A	A	A	•	•	B
Potassium Chlorate	A	A	A	A	A	B	•	B
Potassium Hydroxide	A	A	A	A	C	C	B	A
Potassium Dichromate	A	A	A	A	A	•	•	B
Potassium Iodide	A	A	B	B	A	•	•	A
Potassium Permanganate	A	A	A	A	A	•	•	B
Sea Water	A	A	A	A	A	•	A	C

\* Products tested and certified by WQA according to ANSI/NSF 61 for contact with Sodium Hypochlorite and Water only and ANSI/NSF 372.

Chemical / Solution	PP Santoprene® EPDM	Versilon®	PVC	LDPE	FKM	Silicone	Tantalum	Stainless Steel
Silicone Oil	C	A	A	B	A	C	•	A
Silver Nitrate	A	A	A	A	A	A	•	B
Soap Solutions	A	A	A	C	A	A	•	A
Sodium	A	A	A	A	•	•	•	•
Sodium Bisulfate	A	A	A	A	A	•	•	C
Sodium Bisulfite	A	A	A	A	A	A	•	B
Sodium Borate	A	A	A	A	A	A	•	B
Sodium Carbonate	A	A	A	A	A	A	•	A
Sodium Chlorate	A	A	A	A	A	C	•	B
Sodium Chloride	A	A	A	A	A	A	A	B
Sodium Dichromate 20%	A	•	B	•	A	•	•	•
Sodium Hydroxide < 20%	A	B	A	B	C	A	B	B
Sodium Hydroxide 20-46.5%	A	C	A	B	C	•	C	B
Sodium Hypochlorite 5%	A*	B	A	A	A	B	A	C
Sodium Hypochlorite 6-15%	A*	B	A	A	A	B	A	C
Sodium Nitrate	A	A	A	A	A	C	A	B
Sodium Silicate	A	A	A	A	A	A	•	B
Sodium Sulfide	A	A	A	A	A	A	•	C
Sodium Sulfite	A	A	A	A	A	A	•	A
Solvents	C	B	B	B	•	•	•	•
Soybean Oil	B	A	A	A	A	•	•	A
Stannous Chloride 15%	A	A	A	B	A	•	•	A
Stearic Acid	A	B	B	B	A	B	•	A
Sulfur Dioxide liquid	A	C	C	C	B	•	•	A
Sulfur Trioxide	B	C	A	C	A	•	•	C
Sulfuric Acid < 40%	B	B	B	B	A	C	A	C
Sulfuric Acid > 40%	C	C	C	C	A	C	A	C
Sulfurous Acid	A	A	A	B	C	C	•	B
Tannic Acid 10%	A	B	A	B	A	B	•	A
Tanning Liquors	A	A	A	A	A	•	•	A
Tartaric Acid	A	A	A	A	A	A	•	C
Titanium Salts	A	A	A	B	•	•	•	•
Triethanolamine	A	C	C	C	C	•	•	•
Trisodium Phosphate	A	A	A	A	A	•	•	B
Tung Oil	B	B	C	C	A	•	•	•
Turpentine	B	B	C	C	A	C	•	A
Urea	B	A	B	A	A	B	•	B
Water & Brine	A	A	A	A	A	B	•	•
Zinc Chloride	A	A	B	A	A	A	A	B
Zinc Salts	A	A	A	A	•	•	•	•

NOTE: FKM tested to ANSI/NSF 61 with water only.

# POLICIES

## Limited Warranty

Stenner Pump Company will for a period of one (1) or two (2) years from the date of purchase (proof of purchase required) repair or replace – at our option, all defective parts. Stenner is not responsible for any removal or installation costs. Pump tube assemblies and rubber components are considered perishable and are not covered in this warranty. Pump tube will be replaced each time a pump is in for service, unless otherwise specified. The cost of the pump tube replacement will be the responsibility of the customer. Stenner will incur shipping costs for warranty products shipped from our factory in Jacksonville, Florida. Any tampering with major components, chemical damage, faulty wiring, weather conditions, water damage, power surges, or products not used with reasonable care and maintained in accordance with the instructions will void the warranty. Stenner limits its liability solely to the cost of the original product. We make no other warranty expressed or implied.

## Returns

Stenner offers a 30-day return policy on factory direct purchases. Except as otherwise provided, no merchandise will be accepted for return after 30 days from purchase. To return merchandise at any time, call Stenner at 800.683.2378 for a Return Merchandise Authorization (RMA) number. A 15% restocking fee will be applied. Include a copy of your invoice or packing slip with your return.

## Problem with Shipment

Check orders immediately upon arrival. Any claim of damage, shortage or order discrepancy must be noted on the delivery receipt and reported to Stenner at 800.683.2378 within seven (7) days of receipt.

## Pump Service & Repairs

Before returning a pump for warranty or repair, remove chemical from pump tube by running water through the tube, and then run the pump dry. Following expiration of the warranty period, Stenner Pump Company will clean and overhaul any Stenner metering pump for a minimum labor charge plus necessary replacement parts and shipping. All metering pumps received for overhaul will be restored to their original condition. The customer will be charged for missing parts unless specific instructions are given. To return merchandise for repair, call Stenner at 800.683.2378 or 904.641.1666 for a Return Merchandise Authorization (RMA) number.

## Disclaimer

This information is not intended for specific application purposes. Stenner Pump Company reserves the right to make changes to prices, products, and specifications at any time without prior notice.

---

## Trademarks

QuickPro® is a registered trademark of the Stenner Pump Company.

Santoprene® is a registered trademark of Exxon Mobil Corporation.

Versilon® is a registered trademark of Saint-Gobain Performance Plastics.

Pellethane® is a registered trademark of Lubrizol Advanced Materials, Inc.

Hastelloy® is a registered trademark of Haynes International, Inc.

AquaShield™ is a trademark of Houghton International.







## STENNER PUMP COMPANY

3174 DeSalvo Road  
Jacksonville, Florida 32246 USA

Phone: 904.641.1666

US Toll Free: 800.683.2378

Fax: 904.642.1012


[sales@stenner.com](mailto:sales@stenner.com)

[www.stenner.com](http://www.stenner.com)

Hours of Operation (EST):

Mon.–Thu. 7:30 am–5:30 pm

Fri. 7:00 am–5:30 pm

 Assembled in the USA

© Stenner Pump Company  
All Rights Reserved