



OFF-LINE PROBE HOLDERS

EN

OPERATING INSTRUCTIONS



This operating instructions contains safety information that if ignored can endanger life or result in serious injury.

The information contained in this manual may contain inaccuracies or typographical errors.
The information contained in this publication is subject to change at any time without notice.

Version: R1-04-18

THIS EQUIPMENT IS FOR WATER TREATMENT.



Use of this equipment with radioactive chemicals is forbidden!



When using this equipment with aggressive chemicals observe the regulations concerning the transport and storage of aggressive fluids!



When installing always observe national regulations!

Before any maintenance task:

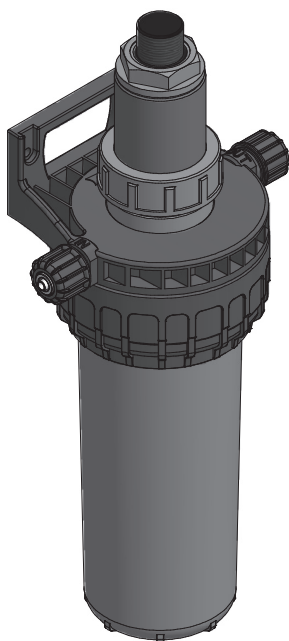
- read chemical safety datasheet;
- wear PPE (personal protective equipment) when handling hazardous or unknown chemicals;
- discharge the liquid end before servicing the pump;
- empty and rinse the liquid end before work on the equipment which has been used with hazardous or unknown chemicals.

INTRODUCTION

NPED-E off-line probe holders suits either ETORBH Turbidity or EOLUM probes.
Use it on a bypass line.

FEATURES

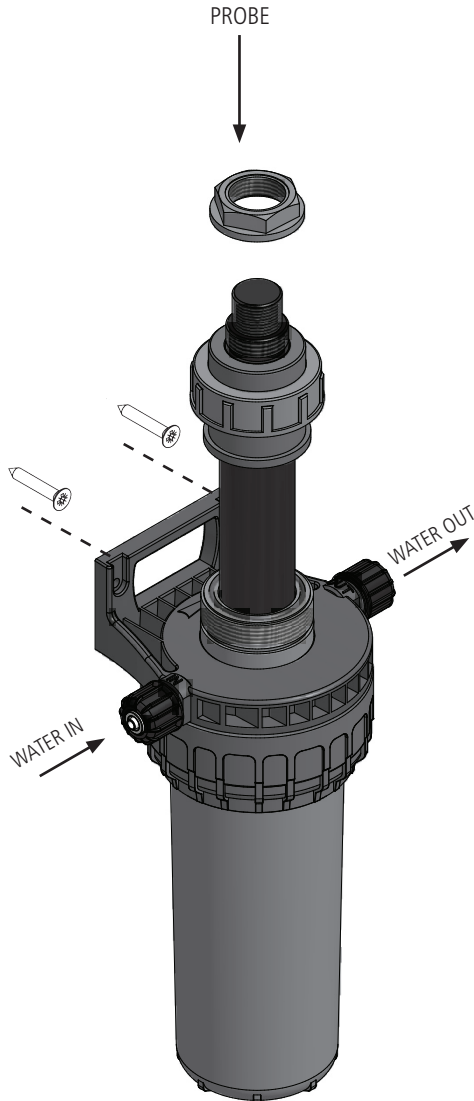
- Installation on wall by 2 fixing holes.
- Materials: black or transparent SAN body; FKM B o-ring; PP head.
- 6x8 fittings.
- Max temp. 50°C.
- Max pressure 5 bar.



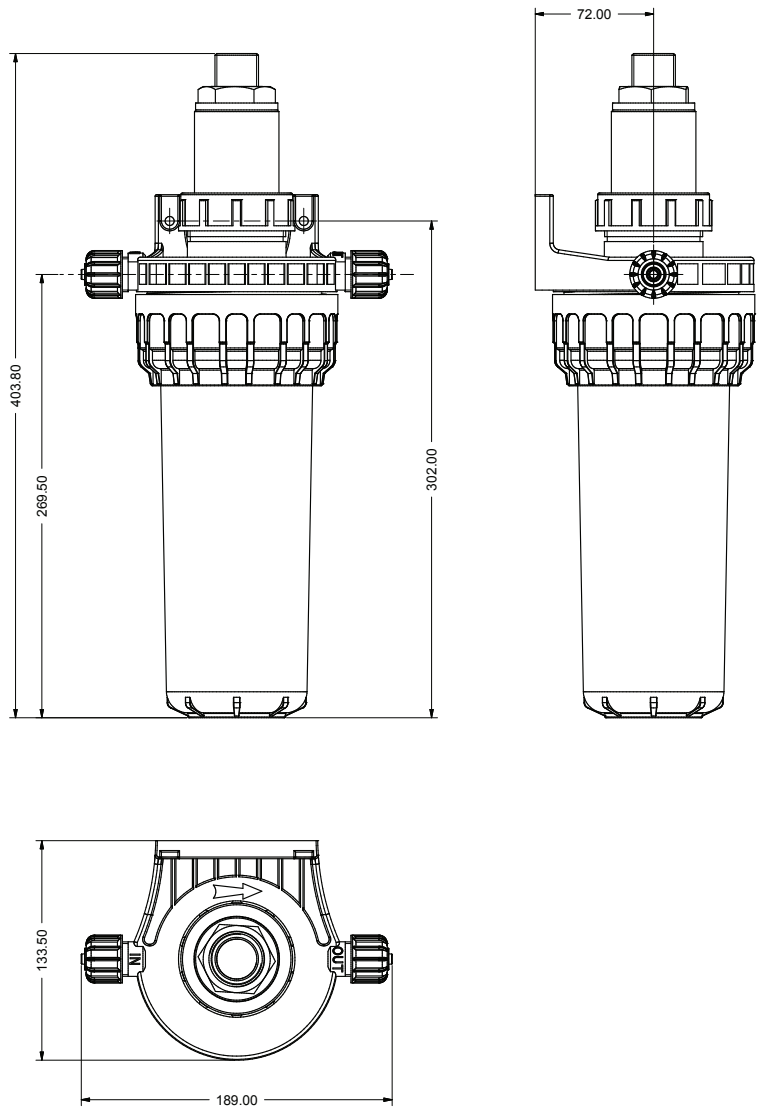
INSTALLATION

- NPED-E is a bypass line probe holder.
- When mounting probe holder, respect flow direction: water in and out.
- Fix probe-holder on a wall using 2 screws, included into packaging.
- Connect water in and water out.
- Insert probe and fix it.
- Open water flow.

⚠ CLOSE WATER FLOW TO REMOVE PROBE FROM PROBE HOLDER.



DIMENSIONS






ELEMENTS

No.	DESCRIPTION
1	Probe (ETORBH or EOLUM)
2	NPED-E
3	Filter
4	Probe holder for other probes
5	Sampling point
6	Mains cable for power supply
7	MAX5 Controller



ELEMENTS

No.	DESCRIPTION
1	Probe (ETORBH or EOLUM)
2	NPED-E
3	Filter
4	Probe holder for other probes
5	Sampling point
6	Mains cable for power supply
7	LD Controller



When dismantling a pump please separate material types and send them according to local recycling disposal requirements.
We appreciate your efforts in supporting your local Recycle Environmental Program.
Working together we'll form an active union to assure the world's invaluable resources are conserved.